

Singer 71-3  
Singer 71-4

FORM 1582w  
REVISED  
JULY, 1921

# LIST OF PARTS



## MACHINES Nos. 71-3 and 71-4

---

THE SINGER MANUFACTURING COMPANY

COPYRIGHT, U. S. A., 1915, 1916 AND 1918  
BY  
THE SINGER MANUFACTURING CO.  
ALL RIGHTS RESERVED FOR ALL COUNTRIES

## INDEX

---

	PAGE
ACCESSORIES .....	23
BOBBIN WINDER .....	23
GUIDES .....	27
IRON BASE .....	24
KNIVES .....	27
KNIFE GRINDER .....	30
MACHINE No. 71-3 .....	7
"    "    71-4 .....	22
MISCELLANEOUS PARTS .....	28
NUMERICAL LIST OF PARTS .....	33
OBSOLETE PARTS .....	32
PARTS REQUIRED FOR MACHINES WHEN SET IN PAIRS ..	28
TABLE BELT GUIDES .....	25
THREAD UNWINDER .....	25
TREADLE .....	26

From the library of: Diamond Needle Corp

## INSTRUCTIONS FOR ORDERING

In ordering from this list, use **ONLY** the **PART** number in the **FIRST** column.

The number stamped on a Sewing Machine part is in every case the number of the single part only.

Every combination of parts sent out as such has its specific number, which, although not stamped on the parts, must be used when ordering the combination.

Each number always indicates the **SAME PART** in whatever list it appears, or for whatever machine.

The letters after some of the numbers indicate the style of finish only, as follows:

- A. Hardened, Polished and Plated.
- B. Polished and Plated.
- C. Hardened only.
- D. Polished only.
- E. Soft, not Polished.
- F. Hardened and Polished.
- G.
- H. Blued.
- J. Plated only.
- K. Hardened and Plated.
- L. Brass or Gilt
- M. Oxidized.
- P. Japanned.
- R. Parkerized.

These letters **MUST BE USED** when they appear in the list, and **AFTER** the number as in the list.

### In this series

- 1 to 1500 and 50001 to 51500 are Screw Numbers.
- 1501 to 1800 are Nut Numbers.
- 1801 to 2000 are Roller Numbers.
- 2001 to 50000 and 52001 and upward are numbers of Machine Parts.


The figures in the second column refer only to the plates illustrating the parts, and are **NOT TO BE USED** in ordering

Parts marked with an asterisk (\*) are furnished only when repairs are made at factory.

When ordering parts which differ as to **GAUGE** (the distance between seams) the **GAUGE** as well as the **NUMBER MUST BE GIVEN** on order.

## LIST OF PARTS COMPLETE

FOR



## MACHINE No. 71-3

Makes Purl Stitch, Barred Ends, Knives from  $\frac{1}{2}$  to  $1\frac{1}{2}$  in. Long, Cuts After Stitching.

No.	Plate	Name
*23351	—	Arm with 24081 .....
8582	4013	" Dowel Pin (2) .....
748E	4025	" Screw (back) (2) .....
868E	4025	" " (front) (2) .....
23352	4030	" Shaft .....
*24081	—	" Bushing (front) .....
12357	4000	" " Flanged Bushing (back) ..
435c	4096	" " " " " " Set Screw .....
4784	4013	Arm Shaft Oil Pad .....
1069D	4025	" " Screw .....
12193	4000	" Side Cover .....
703D	4025	" " " Thumb Screw .....
39640	4095	" Top Cover .....
808F	4025	" " " Screw (3) .....

No.	Plate	Name
23562	4002	Barring Cam with two 858c .....
858c	4002	" " Set Screw .....
39844	4096	" Indicator .....
1223c	4003	" " Stud .....
1589c	4003	" " " Thumb Nut .....
23563	4002	" Lever .....
23564	4002	" " Catch with 1226c .....
1276c	4002	" " " Hinge Screw .....
1226c	4002	" " " Position Stud .....
23565	4002	" " " Spring .....
805c	4002	" " " " Screw .....
8905	4002	" " " " " Washer .....
39616	4004	" " " Stud .....
39617	4004	" " " " Rivet (long) ..
39618	4004	" " " " " (short) ..
1227c	4002	" " Hinge Screw .....
1655c	4002	" " " " Nut .....
23566	4002	" " Spring .....
124f	4002	" " Stop Screw .....
1518E	4002	" " " " Nut .....
23361	4003	" Ratchet Pawl .....
1248c	4003	" " " Hinge Screw ....
23362	4003	" " " Spring .....
93H	4003	" " " " Screw ....
15072	4003	" " " " Stop Pin ..
23544	4003	" " Retaining Pawl (hinge screw end) .....
23545	4003	Barring Ratchet Retaining Pawl (wheel end) .....
203c	4003	Barring Ratchet Retaining Pawl Ad- justing Screw .....
23546	—	Barring Ratchet Retaining Pawl (ad- justable) complete, Nos. 203c, 23544 and 23545 .....
999F	4003	Barring Ratchet Retaining Pawl Hinge Screw .....
23364	4003	Barring Ratchet Retaining Pawl Spring .....
240D	4003	Barring Ratchet Retaining Pawl Spring Screw .....
23664	4003	Barring Ratchet Wheel .....
23665	4003	" " " Spring .....
1286c	4003	" " " " Screw .....
23666	4003	" " " " Washer .....
23367	4003	" " " Tripping Point .....
193F	4003	" " " " " " .....
		Screw .....
7071	4003	Barring Ratchet Wheel Tripping Point Screw Washer .....

No.	Plate	Name
23369	4001	Barring Stop Arm .....
23370	4003	" Tripping Lever .....
856c	4003	" " " Hinge Screw ..
*39535	—	Bed .....
39538	4032	" Oil Guard .....
1235F	4009	" " " Screw (2) .....
39539	4039	Clamp Arm .....
625F	4009	" " Adjusting Screw .....
1547D	4009	" " " " Nut ..
39540	4039	" " Bracket with 196F .....
191c	4022	" " " Screw .....
39541	4040	" " " " Washer ..
23379	4007	" " Hinge Block .....
23380	4007	" " " " Pin .....
196F	4007	" " " " " Set Screw .....
402D	4007	Clamp Arm Screw .....
39542	4039	" Carrier .....
40006	4004	" " Block with 40007 and four 404D .....
40007	4004	Clamp Carrier Block Plate .....
404D	4007	" " " " Screw ....
23384	4007	" " Connecting Rod .....
52c	4007	" " " " Hinge Screw .....
39591	4004	Clamp Carrier Guide (left) .....
756D	4004	" " " " " Screw (long) .....
23385	4007	Clamp Carrier Guide (right) .....
1230F	4007	" " " " " Screw (3)
23386	4006	" " Plate .....
1231F	4007	" " " Screw (back) (2)
404D	4007	" " " " (front) (2)
39543	4039	" " Regulator with 233D and 201895 .....
1232c	4007	Clamp Carrier Regulator Hinge Screw
201894	4096	" " " Roller .....
201895	4096	" " " " 201894 with 1520E, 201426c and 201427c .....
201427c	4096	Clamp Carrier Regulator Roller Cap Screw .....
201426c	4096	Clamp Carrier Regulator Roller Screw Stud .....
1520E	4012	Clamp Carrier Regulator Roller Screw Stud Nut .....
39544	4042	Clamp Carrier Regulator Slide .....
1347c	4009	" " " Stud (to regu- late length of buttonhole) .....

## Parts for Machine No. 71-3

No.	Plate	Name
1671c	4009	Clamp Carrier Regulator Stud Nut
39532	4009	" " " " Sleeve
233D	4007	" " " " Stop Screw
39614	4095	Clamp Carrier Slide with 39591 and three 756D
23392	4008	Clamp Carrier Slide Guide (left)
914F	4008	" " " " Screw (2)
23393	4008	Clamp Carrier Slide Guide (right)
914F	4008	" " " " Screw (2)
23394	4005	Clamp Carrier Slide Lever with 201895
23395	4005	Clamp Carrier Slide Lever Regulator
23396	4008	" " " " Cap
223D	4008	Clamp Carrier Slide Lever Regulator Cap Screw (4)
67D	4008	Clamp Carrier Slide Lever Regulator Screw
201894	4096	Clamp Carrier Slide Lever Roller
201895	4096	" " " " " 201894 with 1520E, 201426c and 201427c
201427C	4096	Clamp Carrier Slide Lever Roller Cap Screw
201426C	4096	Clamp Carrier Slide Lever Roller Screw Stud
1520E	4012	Clamp Carrier Slide Lever Roller Screw Stud Nut
7278	4008	Clamp Carrier Slide Lever Socket Joint
1234C	4008	Clamp Carrier Slide Regulating Stud
23397	4008	" " " " Bushing
1658C	4008	Clamp Carrier Slide Regulating Stud Thumb Nut
1256D	4008	Clamp Carrier Slide Screw (2)
39546	4040	" Check, for 1 1/2 in. buttonhole
39547	4040	" " Adjusting Plate
219F	4008	" " " " Screw
109D	4008	" " Hinge Screw
39548	4040	" " Holder
1297F	4045	" " " Screw
39717	4039	" Lifting Arm
1235F	4009	" " " Screw
39550	4042	" Plate
1235F	4009	" " Screw (4)
23573	4005	" " Support

## Parts for Machine No. 71-3

No.	Plate	Name
402D	4007	Clamp Plate Support Screw (2)
23574	4009	" Post
1659C	4009	" Pressure Regulating Thumb Nut
39514	4020	" Spring
23693	4009	" " Bushing
1294C	4009	" " " Position Stud
1550H	4009	" " " " Nut
39551	—	Clamp complete, Nos. 1294C, 1550H, 1659C, 23379, 23380, 23574, 23693 to 23695, 39514, 39539, 39540, 39546 to 39548, 39550, 39717, two each 109D, 625F, 1297F, 1547D, three each 219F, 402D, 1235F, four each 191C and 39541
24023	4000	Crank Connecting Rod with 24085 and two 896E
*24085	—	Crank Connecting Rod Cap
896E	4025	" " " " Screw
908C	4025	" " " " Hinge Screw
1619E	4025	" " " " " Nut
23406	4000	Face Plate
217F	4025	" " Screw (2)
23407	4001	Feed Connecting Rod (lower)
375C	4025	" " " " Hinge Screw
1518E	4002	Feed Connecting Rod (lower) Hinge Screw Nut
23408	4001	Feed Connecting Rod (upper) with 12204 and two 966E
*12204	—	Feed Connecting Rod (upper) Cap
966E	4025	" " " " " Screw
23409	4001	Feed Disengaging Lever
1275C	4003	" " " " Hinge Screw
1521E	4003	" " " " " Nut
23557	4001	Feed Disengaging Lever Spring
23412	4013	" Eccentric with 448C
448C	4015	" " Set Screw
23413	4000	" Hand Ratchet Lever with 214D and 1049C
23414	4013	Feed Hand Ratchet Lever Collar with two 453C
453C	4013	Feed Hand Ratchet Lever Collar Set Screw
39567	—	Feed Hand Ratchet Lever Pawl Body with 214D

Parts for Machine No. 71-3

No.	Plate	Name
39522	4000	Feed Hand Ratchet Lever Pawl complete, Nos. 207c, 39523, 39567 and two 1049c
90D	4013	Feed Hand Ratchet Lever Pawl Hinge Screw
39523	4012	Feed Hand Ratchet Lever Pawl Point
1049C	4013	" " " " " " Position Screw
207c	4012	Feed Hand Ratchet Lever Pawl Point Screw
13218	4013	Feed Hand Ratchet Lever Pawl Spring
214D	4013	Feed Hand Ratchet Lever Pawl Spring Screw
1049C	4013	Feed Hand Ratchet Lever Pawl Stop Screw
23416	4013	Feed Hand Ratchet Wheel with 460c
3012	4013	" " " " Pin
460C	4013	" " " " Set Screw
23418	4000	" Rock Shaft
23419	—	Feed Rock Shaft complete, Nos. 23418 and 23420
23420	4000	Feed Rock Shaft Hinge Pin with 23421
23421	4013	Feed Rock Shaft Hinge Pin Plug (leather)
448C	4015	Feed Rock Shaft Hinge Pin Set Screw
23422	4013	" " " Spring
39590	4004	" " " Plate
181D	4013	" " " Screw
23698	4035	" Wheel with 23432 and two 220d, for wide bight and wide cutting space, for overall work, etc.
150C	4012	Feed Wheel Cap Screw
39553	4012	" " Driving Lever
39597	4045	" " " " Block with 602D and 39598 (2)
769C	4045	Feed Wheel Driving Lever Block Adjusting Screw
39594	4045	Feed Wheel Driving Lever Block Adjusting Screw Bracket with 769c, 898c and 39504 (2)
185H	4045	Feed Wheel Driving Lever Block Adjusting Screw Bracket Screw (4)
898C	4045	Feed Wheel Driving Lever Block Adjusting Screw Clamping Screw
39504	4096	Feed Wheel Driving Lever Block Adjusting Screw Clamping Screw Washer

Parts for Machine No. 71-3

No.	Plate	Name
39598	4045	Feed Wheel Driving Lever Block Lock Spring
602D	4045	Feed Wheel Driving Lever Block Lock Spring Screw
39554	4042	Feed Wheel Driving Lever Pitman with 23429, 50088c and two 196F
50088C	—	Feed Wheel Driving Lever Pitman Ball Joint Screw
*23429	—	Feed Wheel Driving Lever Pitman Cap
196F	4007	Feed Wheel Driving Lever Pitman Cap Screw
23427	4010	Feed Wheel Driving Lever Plate
404D	4007	" " " " " Screw (2)
1236C	4012	Feed Wheel Driving Lever Regulating Stud
7070	4007	Feed Wheel Driving Lever Regulating Stud Sleeve
1658A	4008	Feed Wheel Driving Lever Regulating Stud Thumb Nut
1237C	4012	Feed Wheel Friction Ring Screw
1520E	4012	" " " " " " " Nut
14017	4012	Feed Wheel Friction Ring Screw Washer
23552	4010	Feed Wheel Friction Ring Section (long)
23553	4010	Feed Wheel Friction Ring Section (short)
23554	4012	Feed Wheel Friction Ring Spring
23555	—	Feed Wheel Friction Ring complete, Nos. 23552 to 23554
2117	4012	Feed Wheel Pin
2254	4045	" " Retaining Clutch
39595	4045	" " " " " Cap
898C	4045	" " " " " " Screw
39504	4096	Feed Wheel Retaining Clutch Cap Screw Washer
2256	4045	Feed Wheel Retaining Clutch Spring
233D	4007	" " " " " " " Screw
721D	4045	Feed Wheel Retaining Clutch Spring Stop Screw
39596	4045	Feed Wheel Retaining Clutch Stud
23431	4010	" " Shaft
457C	4012	" " " Oil Hole Plug Screw
23433	4010	" " Tripping Lever

From the library of: Diamond Needle Corp

No.	Plate	Name
1257c	4012	Feed Wheel Tripping Lever Hinge Screw
23587	4012	Feed Wheel Tripping Lever Point
203c	4003	" " " " " "
		Screw (2)
23435	4013	Feed Wheel Tripping Lever Spring
190d	4013	" " " " " "
		Screw
179f	4004	Feed Wheel Tripping Lever Stop Screw
23432	4012	Feed Wheel Tripping Point
220d	4012	" " " " Screw
23447	—	Knife, $\frac{1}{2}$ inch
23448	—	" $\frac{3}{8}$ inch
23449	—	" $\frac{1}{2}$ inch
23450	—	" $\frac{1}{2}$ inch
23451	4014	" $\frac{3}{4}$ inch
23452	—	" $\frac{1}{2}$ inch
23453	—	" $\frac{3}{4}$ inch
23454	—	" $\frac{1}{2}$ inch
23455	—	" 1 inch
23456	—	" $1\frac{1}{16}$ inch
23457	—	" $1\frac{1}{8}$ inch
23458	—	" $1\frac{1}{8}$ inch
23459	—	" $1\frac{1}{4}$ inch
39555	—	" $1\frac{1}{8}$ inch
39556	—	" $1\frac{1}{8}$ inch
39557	—	" $1\frac{1}{8}$ inch
39558	—	" $1\frac{1}{2}$ inch
23460	4010	" Bar
23461	4015	" " Connecting Link
1239f	4015	" " " " Hinge Cap Screw
1240c	4015	Knife Bar Connecting Link Hinge Screw
23462	4015	Knife Bar Connecting Stud with 1319f
1319f	4015	Knife Bar Connecting Stud Clamping Screw
23463	4015	Knife Bar Disengaging Lever
23464	4015	" " " " Catch with 1963
23465	4015	Knife Bar Disengaging Lever Catch Bracket
157d	4015	Knife Bar Disengaging Lever Catch Bracket Screw (2)
90c	4013	Knife Bar Disengaging Lever Catch Hinge Screw

No.	Plate	Name
1963	4015	Knife Bar Disengaging Lever Catch Roller and Stud
23468	4015	Knife Bar Disengaging Lever Catch Spring
1241E	4015	Knife Bar Disengaging Lever Catch Spring Screw Stud (2)
23466	4015	Knife Bar Disengaging Lever Catch Tripping Point
23467	4015	Knife Bar Disengaging Lever Catch Tripping Point Collar with two 448c
448c	4015	Knife Bar Disengaging Lever Catch Tripping Point Collar Set Screw
175D	4015	Knife Bar Disengaging Lever Catch Tripping Point Screw
90c	4013	Knife Bar Disengaging Lever Hinge Screw
23606	4015	Knife Bar Disengaging Lever Spring
1242E	4015	" " " " " "
		Screw (2)
240D	4003	Knife Bar Disengaging Lever Stop Screw
23469	4010	Knife Bar Driving Lever
1290c	4014	" " " " Hinge Screw
1428c	4014	" " " " Screw Stud
1520E	4012	" " " " " "
		Nut
23681	4014	Knife Bar Driving Lever Spring
805c	4002	" " " " " Screw
23470	4010	" " " " (intermediate)
23471	4014	" " " " " "
		Connecting Link
54c	4014	Knife Bar Driving Lever (intermediate) Connecting Link Hinge Screw
1222c	4014	Knife Bar Driving Lever (intermediate) Hinge Screw
1959	4014	Knife Bar Driving Lever (intermediate) Roller and Screw Stud with 229d and 12424
229D	4014	Knife Bar Driving Lever ((intermediate) Roller Cap Screw
12424	4014	Knife Bar Driving Lever (intermediate) Roller Cap Screw Washer
23682	4014	Knife Bar Spring
39566	4014	" " Stop
39565	—	Knife Bar Stop complete, Nos. 1673c, 23548 and 39566
1673c	4014	Knife Bar Stop Lock Nut
23548	4014	" " " Plug (fibre)



## Parts for Machine No. 71-3

No.	Plate	Name
23473	4014	Knife Holder
1243c	4014	" " Guide Stud
1608c	4014	" " " " Nut
157c	4015	" " Screw
1547c	4009	" " Nut
191c	4022	" Screw
23390	4014	" Washer
39600	4048	Needle Bar with 904F
23476	4016	" " Connecting Link with 794E
794E	4016	Needle Bar Connecting Link Adjusting Screw
1021E	4016	Needle Bar Connecting Link Cap Screw
39601	4004	Needle Bar Connecting Stud with 1341c
1341c	4004	Needle Bar Connecting Stud Set Screw
23477	4010	Needle Bar Crank with 858c, 1036c, 1065c and 1258c
1065c	4025	Needle Bar Crank Position Screw
858c	4002	" " Set Screw
23478	4006	" " Frame with 4784
23558	4001	" " Bell Crank with 1956
1956	4016	" " " " Roller and Screw Stud with 229D, 1655E and 23389
1655E	4002	Needle Bar Frame Bell Crank Roller and Screw Stud Nut
229D	4014	Needle Bar Frame Bell Crank Roller Cap Screw
23389	4016	Needle Bar Frame Bell Crank Roller Cap Screw Washer
23667	4016	Needle Bar Frame Bell Crank Stud
23481	4001	" " " Cam and Bevel Gear
1244c	4016	" " " " " " " " Screw
39622	4048	Needle Bar Frame Connection with 1963 and 39616 to 39618
39926	—	Needle Bar Frame Connection 39622 with 78c and 1226E
78c	4004	Needle Bar Frame Connection Hinge Screw
1963	4015	Needle Bar Frame Connection Roller and Stud
23483	4004	Needle Bar Frame Connection Spring
23484	4004	" " " " " " Hook
1226E	4002	Needle Bar Frame Connection Spring Screw Stud

## Parts for Machine No. 71-3

No.	Plate	Name
23485	4004	Needle Bar Frame Connection Stud
196F	4007	" " " " " " " " " " Set Screw
23486	4016	Needle Bar Frame Driving Bevel Pinion with two 453c
453c	4013	Needle Bar Frame Driving Bevel Pinion Set Screw
23610	—	Needle Bar Frame Pitman (hinge screw end)
23609	—	Needle Bar Frame Pitman (regulator end)
190c	4013	Needle Bar Frame Pitman Adjusting Screw
7071	4003	Needle Bar Frame Pitman Adjusting Screw Washer
23611	4016	Needle Bar Frame Pitman (adjustable) complete, Nos. 23609, 23610, two each 190c and 7071
1042F	4016	Needle Bar Frame Pitman Hinge Screw
1547D	4009	Needle Bar Frame Pitman Hinge Screw Nut
23491	4004	Needle Bar Frame Regulator
39900	—	" " " " " 23491 with 1245c
1038c	4004	Needle Bar Frame Regulator Adjusting Screw
7070	4007	Needle Bar Frame Regulator Adjusting Screw Sleeve
1589c	4003	Needle Bar Frame Regulator Adjusting Screw Thumb Nut
1245c	4004	Needle Bar Frame Regulator Hinge Screw
673F	4016	Needle Bar Frame Screw Center
1517E	4016	" " " " " Nut
904F	4004	" Set Screw
39653	4048	Oscillating Rock Shaft
39654	—	Oscillating Rock Shaft complete, Nos. 4784, 23494 and 39653
23494	4006	Oscillating Rock Shaft Hinge Pin with 23421
23421	4013	Oscillating Rock Shaft Hinge Pin Oil Hole Plug (leather)
878D	4013	Oscillating Rock Shaft Hinge Pin Oil Hole Stop Screw
12459	4013	Oscillating Rock Shaft Hinge Pin Oil Hole Stop Screw Washer (leather)
448c	4015	Oscillating Rock Shaft Hinge Pin Set Screw

## Parts for Machine No. 71-3\*

No.	Plate	Name
4784	4013	Oscillating Rock Shaft Oil Pad .....
39655	4051	" Shaft .....
39656	4023	" " Bushing (back) .....
24047	4013	" " " (front) .....
39657	—	" " Crank .....
39692	4023	Oscillating Shaft Crank complete, Nos. 1636E, 15171, 39657 and two 1253C
1253C	4023	Oscillating Shaft Crank Set Screw ..
15170	4023	" " " Slide Block
229D	4014	" " " " "
		Cap Screw .....
12424	4014	Oscillating Shaft Crank Slide Block Cap Screw Washer .....
1035C	4017	Oscillating Shaft Crank Slide Block Screw Stud .....
1636E	4017	Oscillating Shaft Crank Slide Block Screw Stud Nut .....
15171	4023	Oscillating Shaft Crank Slide Block complete, Nos. 229D, 1035C, 12424 and 15170 .....
23497	4019	Pulley (loose) .....
40024	4035	" (tight) .....
39927	—	" 40024 with 40025 .....
23499	4019	" (tight) Counterbalance .....
28034	4020	" " " Rivet .....
40025	4004	" " Pin .....
23500	4017	Shuttle Bobbin .....
15140	4017	" " Case Latch .....
2973	4017	" " " " Lever .....
2974	4017	" " " " " Ful- crum Pin .....
15141	—	Shuttle Bobbin Case Hinge, Nos. 2973, 2974 and 15140 .....
2975	4017	Shuttle Bobbin Case Latch Spring ...
592E	4017	" " " " Stop Screw
23501	4017	" " " Position Finger
2523	4017	" " " " "
		Rivet .....
23502	4017	Shuttle Bobbin Case complete, Nos. 591F, 592E, 2523, 2975, 15141, 23501 and 23680 .....
23503	4017	Shuttle Body .....
591F	4017	" Tension Regulating Screw ....
23680	4017	" " Spring .....
23504	4017	" 1 1/8 in. diam., Nos. 23500, 23502 and 23503 .....
23505	4017	Shuttle Driver with 462C .....
2269	4017	" " Pin .....

## Parts for Machine No. 71-3

No.	Plate	Name
462C	4017	Shuttle Driver Set Screw .....
39969	4018	" Race Back .....
2532	4018	" " " Position Pin .....
2533	4018	" " " Spring .....
648D	4018	" " " Screw .....
*23506	—	" " Body .....
39904	—	" " " 23506 with 7326 and two 662D .....
7326	4018	Shuttle Race Cap .....
662D	4018	" " " Screw .....
39970	4018	Shuttle Race complete, Nos. 648D, 2533, 39904, 39969 and two 2532 ..
145F	4018	Shuttle Race Screw (2) .....
23509	4019	Starting Lever .....
717C	4020	" " Adjusting Screw .....
1520E	4012	" " " " Nut ..
23556	4007	" " Belt Shifter .....
159F	4020	" " " " Screw ....
23510	4019	" " Bracket .....
8582	4013	" " " Dowel Pin (2)
123E	4020	" " " Screw .....
23511	4019	" " Rod .....
61C	4020	" " Hinge Screw ....
564C	4020	" " Screw Center (2) .....
1508E	4020	" " " " Nut (2) ..
14174	4020	" " Spring .....
124F	4002	" " Stop Screw .....
1518E	4002	" " " " Nut .....
39628	4096	Stop Cam with 39629 .....
39580	4019	" " Interlocking Rod .....
23514	4020	" " " " Guide with 1070C and 1959 .....
1070C	4020	Stop Cam Interlocking Rod Guide Set Screw .....
21650	4021	Stop Cam Interlocking Rod Guide Washer (rawhide) .....
21651	4021	Stop Cam Interlocking Rod Spring ..
913C	4021	" " " " " Reg- ulating Thumb Screw .....
1638E	4021	Stop Cam Interlocking Rod Spring Regulating Thumb Screw Nut ....
39629	4096	Stop Cam Pin .....
23515	4021	" " Spring (long) .....
23516	4021	" " " (short) .....
23517	4019	" " " Cover with 23499, two each 9780 and 28034 .....
9780	4021	Stop Cam Spring Cover Position Pin
997E	4021	" " " " Screw (2) ..
39637	4021	" " " Stop Block .....
1349C	4004	" " " " Screw .....

## Parts for Machine No. 71-3

No.	Plate	Name
39638	4021	Stop Cam Spring Stop Screw Block
457c	4012	" " " " " Set
		Screw .....
23518	4010	Stop Lever .....
78D	4004	" " Hinge Screw .....
9540	4021	" " Spring .....
2102	4022	Tension (side of arm) Disc (2) .....
1560c	4022	" " " " " Regulating
		Thumb Nut .....
23519	4022	Tension (side of arm) Releaser with
		200F .....
39901	—	Tension (side of arm) Releaser 23519
		with 2269, 23520 and 39560 .....
200F	4022	Tension (side of arm) Releaser Set
		Screw .....
23520	4022	Tension (side of arm) Releaser Shaft
23641	4020	" " " " " " "
		Arm .....
23694	4022	Tension (side of arm) Releaser Shaft
		Arm Connection .....
23695	4022	Tension (side of arm) Releaser Shaft
		Arm Connection Bracket .....
191c	4022	Tension (side of arm) Releaser Shaft
		Arm Connection Screw .....
39541	4040	Tension (side of arm) Releaser Shaft
		Arm Connection Screw Washer ...
39560	4040	Tension (side of arm) Releaser Shaft
		Arm Hub .....
2269	4017	Tension (side of arm) Releaser Shaft
		Arm Hub Pin .....
413D	4022	Tension (side of arm) Screw Stud ..
8238	4052	" " " " Spring .....
23669	4022	" " " " Thread Guard
460c	4013	" " " " " " "
		Set Screw .....
32012	4052	Tension (top cover) Disc (2) .....
1560c	4022	" " " " Regulating Thumb
		Nut .....
39641	4052	Tension (top cover) Releaser .....
1387c	4052	" " " " " Guide
		Screw Stud .....
1521E	4003	Tension (top cover) Releaser Guide
		Screw Stud Nut .....
39632	4052	Tension (top cover) Releaser Holder
		with 201F .....
999F	4003	Tension (top cover) Releaser Holder
		Hinge Screw .....
201F	4052	Tension (top cover) Releaser Set
		Screw .....

## Parts for Machine No. 71-3

No.	Plate	Name
32572	4052	Tension (top cover) Releasing Disc
39642	4052	" " " " " Lever
68D	4052	" " " " " "
		Hinge Screw .....
39635	4052	Tension (top cover) Releasing Pin ..
1388F	4052	" " " " Screw Stud .....
2103	4022	" " " " Spring .....
39636	4052	" " " " Thread Eyelet
		(double) .....
217F	4025	Tension (top cover) Thread Eyelet
		Screw .....
39711	4007	Thread Guiding Stud (side of arm) ..
460c	4013	" " " " Set Screw .....
39712	4007	" Retainer Holder with 462c .....
1664D	4007	" " " " Nut .....
12400	4022	" " Sleeve .....
39713	4007	" " Spring .....
12402	4022	" " Stud .....
462c	4017	" " " " Set Screw .....
39714	—	Thread Retainer complete, Nos. 1664D,
		12400, 12402, 39712 and 39713 .....
23523	4023	Thread Take-up Crank .....
1036c	4023	" " " " Position Screw
1258c	4023	" " " " Set Screw .....
23524	4023	" " " " Lever .....
12166	4023	" " " " Hinge Pin .....
23543	4023	" " " " Link .....
11204	4023	" " " " Hinge Pin
435c	4096	" " " " " " "
		Set Screw .....
23525	—	Thread Take-up Lever complete, Nos.
		12166, 23524 and 23543 .....
4784	4013	Thread Take-up Lever Oil Pad .....
7335	4022	" " Spring .....
23526	4022	" " " " Regulator .....
446c	4025	" " " " " Set Screw

## MACHINE No. 71-4

Makes Purl Stitch, Long Barred Ends, Knives from  $\frac{1}{2}$  to  $\frac{1}{2}$  in. Long. Cuts After Stitching.

Same as Machine No. 71-3 with the following exceptions:

No.	Plate	Name
23632	4035	Needle Bar Frame Bell Crank with 1956, in place of 23558 .....
39643	4051	Needle Bar Frame Connection with 1963 and 39616 to 39618, in place of 39622 .....
39579	4004	Needle Bar Frame Connection Stud (eccentric), in place of 23485 ....

## ACCESSORIES

No.	Plate	Name
39561	4042	Gauge, for $\frac{1}{2}$ to $1\frac{1}{2}$ in., for setting length of buttonhole .....
23455	—	Knife, 1 inch .....
23457	—	“ $1\frac{1}{2}$ inch .....
23459	—	“ $1\frac{1}{4}$ inch .....
23500	4017	Shuttle Bobbin (5) .....
71 x 1	—	Needles, three each, sizes 14 and 16
23528	4005	Bed Frame Clamp Lifting Arm Stop
162D	4025	“ “ “ “ “ “ Screw .....
23527	4030	Drip Pan with two wood screws $\frac{1}{2}$ in., No. 5, R.H.B. ....
41401	4032	Machine Rest Pin (wood), $5\frac{1}{8}$ in. long .....
36565	4079	Oiler (copper plated) with 36566 ....
36566	4079	“ Spout, 9 in. long, with 120117 ...
120117	—	“ “ Washer (leather) .....
11831	4028	Screw Driver, 5 in. blade (machine, large) .....
*120088	—	Screw Driver Blade .....
*120089	—	“ “ Ferrule .....
*120090	—	“ “ Handle with 120089 ....
26026	4028	“ “ (machine, small), Nos. 120088 and 120090 .....
*120092	—	Screw Driver Blade .....
*120093	—	“ “ Ferrule .....
*120094	—	“ “ Handle with 120093 ....
26485	4028	“ “ (shuttle tension), Nos. 120092 and 120094 .....
10875	4028	Wrench, for 1518 and 1520 .....
21654	4028	“ “ 1508 and 1638 .....
23535	4028	“ “ 1671, for regulating length of buttonhole .....

## BOBBIN WINDER

### Swinging Automatic, Right Hand.

27914	4029	Base with 27916 and two 28084 .....
27915	4029	“ Plate .....
389F	4025	“ “ Screw .....
389F	4025	“ Screw .....
15072	4003	Bobbin Position Pin .....
27916	4024	Brake (leather) .....
28084	4024	“ Rivet .....

No.	Plate	Name
27302	4029	Frame .....
32D	4025	" Hinge Screw .....
27917	4024	" Spring .....
27918	4029	Pulley .....
27538	4029	Spindle with 15072 .....
27919	4029	Stop Latch .....
35D	4025	" " Hinge Screw .....
27920	4029	Tension Bracket with 452c .....
27921	4029	Tension Bracket complete, Nos. 5989, 10145, 27920 and 27922 .....
135D	4025	Tension Bracket Screw .....
2455	4024	" Disc .....
1562J	4024	" Regulating Thumb Nut .....
418D	4024	" Screw Stud .....
10141	4024	" Spring .....
10145	4024	" Thread Guide .....
5989	—	Tension complete, Nos. 418D, 1562J, 10141 and two 2455 .....
27922	4029	Thread Eyelet Rod .....
452c	4025	" " " Set Screw .....
27923	4029	Bobbin Winder, Nos. 32D, 35D, 27302, 27538, 27914 and 27917 to 27919 ..
27924	—	Bobbin Winder (swinging automatic, right hand) complete, Nos. 135D, 27915, 27921, 27923 and four 389F

## IRON BASE

39910	4082	Bed Frame with two each 16555, 19398, four each 158E, 24106, six 14010 and four wood screws 1½ in., No. 12 .....
24106	4024	Bed Frame Cushion (felt) .....
158E	4024	" " " Screw .....
19226	4024	" " Hinge Connection .....
19398	—	" " " " 19226 with 211F and 19397 .....
19397	4024	Bed Frame Hinge Connection Cap
211F	4024	" " " " " " Screw .....
16555	4024	Bed Frame Hinge Plate .....
14010	4024	" " " " Rivet .....
39911	4084	Splash Guard with 201655 .....
39912	4083	" " Hinge .....
200574E	11658	" " " Screw .....
201655	11658	" " Locking Screw Wing Nut
39913	—	Bed Frame and Splash Guard com- plete, Nos. 39910, 39911, two 39912 and eight 200574E .....

## TABLE BELT GUIDES

No.	Plate	Name
23536	4031	Belt Guide with two 168E .....
168E	4025	" " Set Screw .....
14229	4047	Bracket with 448c .....
23538	4031	Pulley .....
39708	4047	" Shaft with 853c .....
858c	4002	" " Oil Hole Plug Screw ....
448c	4015	" " Set Screw .....
39716	4047	Table Belt Guide (single, left) com- plete, Nos. 14229, 23536, 23538, 39708 and four wood screws 1¼ in., No. 12, R.H.B. ....
39709	4047	Table Belt Guide (single, right) com- plete, Nos. 14229, 23536, 23538, 39708 and four wood screws 1¼ in., No. 12, R.H.B. ....

## THREAD UNWINDER

## For Two Large Spools or Two Large Cones of Thread.

27623	2837	Spool Pin .....
155c	4016	" " Set Screw .....
41530	2837	" Rest .....
41531	—	" " 41530 with 1149c, two each 155c and 27623 .....
1149c	4096	Spool Rest Set Screw .....
27940	2837	" Stand with 453c .....
41514	2837	" Weight, 4 in. diam., with 41515
41515	4024	" " Center Pin .....
27739	2837	Thread Cone (wood) .....
41631	2837	" Guard with 208E and two 41569
41569	—	" " Eyelet .....
41637	2837	" " Rod (lower) .....
41638	2837	" " " (upper) .....
41639	2837	" " " Coupling with two 456c .....
456c	4096	Thread Guard Rod Coupling Set Screw .....
453c	4013	Thread Guard Rod Set Screw .....
41640	—	Thread Guard Rod complete, 30 in. long, Nos. 41637 to 41639 .....
208E	4083	Thread Guard Set Screw .....
41533	2837	Thread Unwinder complete, Nos. 27940, 41531, 41631, 41640, two each 27739, 41514 and three wood screws 1 in., No. 12 .....

## TREADLE

No.	Plate	Name
14209	4030	Treadle .....
39569	—	" Chain, 45 in. long, with 39575 and 39576 .....
39570	4047	Treadle Chain Guide Bracket .....
39571	4047	" " " Pulley .....
1064D	4025	" " " " Screw .....
39575	4024	" " " Hook (lower) .....
39576	4024	" " " (upper) .....
39572	4047	Treadle Chain Guide complete, Nos. 39570, two each 1064D, 39571 and wood screws 1½ in., No. 12, R.H.B. ....
23551	4024	Treadle Chain Screw Eye .....
7585	4010	" Shaft .....
14210	4030	" Stand .....
14211	4030	Treadle complete, Nos. 7585, 14209, 14210 and four wood screws 1½ in., No. 12 .....

## GUIDES

No.	Plate	Name
23436	4026	Guide (back), for cuffs .....
23550	4027	" for shirt hands .....
23549	4027	" " " bosoms .....
23441	4026	" (corner), for collars .....
23439	4026	" (left), for collars .....
23437	4026	" " " cuffs .....
23440	4026	" (right), for collars .....
23438	4026	" " " cuffs .....

## KNIVES

23447	—	Knife, ½ inch .....
23448	—	" ¾ inch .....
23449	—	" 1 inch .....
23450	—	" 1¼ inch .....
23451	4014	" 1½ inch .....
23452	—	" 1¾ inch .....
23453	—	" 2 inch .....
23454	—	" 2¼ inch .....
23455	—	" 1 inch .....
23456	—	" 1 1/16 inch .....
23457	—	" 1 1/8 inch .....
23458	—	" 1 1/4 inch .....
23459	—	" 1 1/2 inch .....
39555	—	" 1 5/8 inch .....
39556	—	" 1 3/4 inch .....
39557	—	" 1 7/8 inch .....
39558	—	" 1 1/2 inch .....

## MISCELLANEOUS PARTS

No.	Plate	Name
39562	4096	Clamp Check, for 1½ in. buttonhole ..
39563	4096	" " Adjusting Plate .....
39564	4096	" " Holder .....
23679	4032	Drip Pan, ¾ in. deep .....
39518	4007	Needle Plate, for collar and cuff work

## PARTS REQUIRED FOR MACHINES WHEN SET IN PAIRS

39808	4080	Clamp Check Lifting Chain Guide Pulley .....
39570	4047	Clamp Check Lifting Chain Guide Pulley Bracket .....
39809	—	Clamp Check Lifting Chain Guide Pulley Bracket complete, Nos. 39570, two each 1064D, 39808 and wood screws 1½ in., No. 12, R.H.B.
1064D	4025	Clamp Check Lifting Chain Guide Pulley Screw .....
39810	4080	Rock Shaft .....
7539	4080	" " Hanger (back) with two wood screws 1 in., No. 10 .....
20093	4080	Rock Shaft Hanger (front) with two wood screws 1 in., No. 10 .....
6335	4080	Rock Shaft Knee Arm .....
6336	4080	" " " " 6335 with 2766 and 2767 .....
2766	4080	Rock Shaft Knee Arm Hub with 356c
356c	4080	" " " " " Set Screw
2767	4080	" " " Plate with 356c ....
356c	4080	" " " " Set Screw ....
39813	4080	" " Starting Hook (left hand) with 39576 .....
39811	4080	Rock Shaft Starting Hook (right hand) with 39576 .....
6337	4080	Rock Shaft Starting Hook Bracket with two 356c .....
356c	4080	Rock Shaft Starting Hook Bracket Set Screw .....

## Miscellaneous Parts

No.	Plate	Name
39815	4080	Rock Shaft Starting Hook Chain, 14½ in. long (left), with 39575 .....
39816	4080	Rock Shaft Starting Hook Chain, 5½ in. long (right), with 39575 .....
39571	4047	Rock Shaft Starting Hook Chain Guide Pulley .....
39570	4047	Rock Shaft Starting Hook Chain Guide Pulley Bracket .....
39572	4047	Rock Shaft Starting Hook Chain Guide Pulley Bracket complete, Nos. 39570, two each 1064D, 39571 and wood screws 1½ in., No. 12, R.H.B. ....
1064D	4025	Rock Shaft Starting Hook Chain Guide Pulley Screw .....
39575	4024	Rock Shaft Starting Hook Chain Hook (lower) .....
39576	4024	Rock Shaft Starting Hook Chain Hook (upper) .....
2770	4080	Rock Shaft Stop Dog with 356c ....
356c	4080	" " " " Set Screw ....
39814	—	Rock Shaft complete (left hand), Nos. 2770, 6336, 6337, 7539, 20093, 39810 and 39813 .....
39812	—	Rock Shaft complete (right hand), Nos. 2770, 6336, 6337, 7539, 20093, 39810 and 39811 .....
39817	—	Rock Shaft and Treadle Chain Guide Combination complete, for left hand machines when set in pairs, Nos. 39572, 39814 and 39815 .....
39818	—	Rock Shaft and Treadle Chain Guide Combination complete, for right hand machines when set in pairs, Nos. 39809, 39812 and 39816 .....

## KNIFE GRINDER

No.	Plate	Name
39886	—	Emery Wheel, 4 in. diameter .....
39887	4083	" " Driving Shaft .....
201510D	11658	" " " " Nut .....
204101	11658	" " " " Washer .....
39888	4083	Emery Wheel Driving Shaft Oil Hole Cover .....
200283c	11658	Emery Wheel Driving Shaft Oil Hole Cover Screw .....
206963	11658	Emery Wheel Driving Shaft Pulley with two 200403c .....
200403c	11658	Emery Wheel Driving Shaft Pulley Set Screw .....
206969	—	Emery Wheel Washer (paper) .....
39889	4082	Knife Grinder Frame .....
39890	4086	" Holder (adjustable) .....
57c	4083	" " Hinge Screw .....
39891	4083	" " Indicator .....
203094	11658	" " " Position Pin .....
200165H	11658	" " " Screw .....
39892	4086	" " Slide Bracket with 200386c .....
201298c	11658	" " " Adjusting Screw .....
39893	4086	Knife Holder Slide Bracket Adjusting Screw Slide Plate .....
200577H	11658	Knife Holder Slide Bracket Adjusting Screw Slide Plate Screw .....
10249	4083	Knife Holder Slide Bracket Adjusting Screw Tension Spring .....
219F	4008	Knife Holder Slide Bracket Adjusting Screw Tension Spring Screw .....
200386c	11658	Knife Holder Slide Bracket Set Screw .....
39894	4086	Knife Holder Slide Bracket Shaft ..
206232	11658	" " " " " Collar with 201052c .....
201052c	11658	Knife Holder Slide Bracket Shaft Collar Set Screw .....
771D	4083	Knife Holder Thumb Screw .....
9525	4083	" " " " Washer ..
39895	4083	" Holding Spring .....
39896	4083	" " Bracket .....
204264	11658	" " " " Position Pin .....

No.	Plate	Name
176D	4083	Knife Holding Spring Bracket Screw
204264	11658	" " " Position Pin ....
793D	4083	" " " Thumb Screw ...
39897	4083	" Stop (adjustable) .....
208D	4083	" " Screw .....
39898	—	Knife Grinder complete, Nos. 57c, 176D, 208D, 219F, 771D, 793D, 9525, 10249, 39886 to 39897, 200165H, 200283c, 201298c, 201510D, 203094, 204101, 206963, two each 200577H, 204264, 206232, 206969 and three wood screws 1½ in., No. 12 .....



## OBSOLETE PARTS

No.	Plate	Name
23630	4003	Barring Indicator .....
23529	4031	Bed Frame with two each 16555, 19398, four each 158E, 24106, six 14010 and four wood screws 1½ in., No. 12 .....
23373	4030	Belt Cover .....
39582	4095	" " Bracket .....
23374	4000	" " " .....
23375	4000	" " Hinge Block with 460c ...
23376	4000	" " " " Pin .....
39531	4095	Clamp Carrier .....
39534	4023	Knife Holder, for Machine No. 71-4 ..
24043	4006	Oscillating Rock Shaft .....
23493	—	Oscillating Rock Shaft complete, Nos. 4784, 23494 and 24043 .....
23417	4005	Oscillating Shaft .....
24046	4013	" " Bushing (back) ....
23495	—	" " Crank .....
23496	4017	Oscillating Shaft Crank complete, Nos. 231c, 1636E, 23495 and 24050
19448	4017	Oscillating Shaft Crank Slide Block
24050	4017	Oscillating Shaft Crank Slide Block complete, Nos. 229D, 1035c, 12424 and 19448 .....
40032	4004	Stop Cam Spring Stop Screw Block
23537	4031	Table Belt Guide Bracket with 448c
23539	4031	" " " Pulley Shaft with 436c .....
23540	4031	Table Belt Guide (double) complete, Nos. 23537, 23539, two each 23536, 23538 and four wood screws 1½ in., No. 12, R.H.B. ....

## NUMERICAL LIST OF PARTS

No.	Plate	Name
32D	4025	Bobbin Winder Frame Hinge Screw, for 27923 .....
35D	4025	Bobbin Winder Stop Latch Hinge Screw, for 27923 .....
52c	4007	Clamp Carrier Connecting Rod Hinge Screw .....
54c	4014	Knife Bar Driving Lever (intermedi- ate) Connecting Link Hinge Screw
57c	4083	Knife Grinder Knife Holder Hinge Screw, for 39898 .....
61c	4020	Starting Lever Rod Hinge Screw ...
67D	4008	Clamp Carrier Slide Lever Regulator Screw .....
68D	4052	Tension (top cover) Releasing Lever Hinge Screw .....
78c	4004	Needle Bar Frame Connection Hinge Screw, for 39926 .....
78D	4004	Stop Lever Hinge Screw .....
90D	4013	Feed Hand Ratchet Lever Pawl Hinge Screw .....
90c	4013	Knife Bar Disengaging Lever Catch Hinge Screw .....
90c	4013	Knife Bar Disengaging Lever Hinge Screw .....
93H	4003	Barring Ratchet Pawl Spring Screw
109D	4008	Clamp Check Hinge Screw, for 39551
123E	4020	Starting Lever Bracket Screw .....
124F	4002	Barring Lever Stop Screw .....
124F	4002	Starting Lever Stop Screw .....
135D	4025	Bobbin Winder Tension Bracket Screw, for 27924 .....
145F	4018	Shuttle Race Screw .....
150c	4012	Feed Wheel Cap Screw .....
155c	4016	Thread Unwinder Spool Pin Set Screw, for 41531 .....
157D	4015	Knife Bar Disengaging Lever Catch Bracket Screw .....
157c	4015	Knife Holder Screw .....
158E	4024	Bed Frame Cushion Screw, for 23529 and 39910 .....
159F	4020	Starting Lever Belt Shifter Screw
162D	4025	Bed Frame Clamp Lifting Arm Stop Screw .....
168E	4025	Table Belt Guide Set Screw, for 23536

From the library of: Diamond Needle Corp

## Numerical List of Parts

No.	Plate	Name
175D	4015	Knife Bar Disengaging Lever Catch Tripping Point Screw .....
176D	4083	Knife Grinder Knife Holding Spring Bracket Screw, for 39898 .....
179E	4004	Feed Wheel Tripping Lever Stop Screw .....
181D	4013	Feed Rock Shaft Spring Screw .....
185H	4045	" Wheel Driving Lever Block Adjusting Screw Bracket Screw .....
190D	4013	Feed Wheel Tripping Lever Spring Screw .....
190C	4013	Needle Bar Frame Pitman Adjusting Screw, for 23611 .....
191C	4022	Clamp Arm Bracket Screw, for 39551
191C	4022	Knife Screw .....
191C	4022	Tension (side of arm) Releaser Shaft Arm Connection Screw .....
193F	4003	Barring Ratchet Wheel Tripping Point Screw .....
196F	4007	Clamp Arm Hinge Block Pin Set Screw, for 39540 and 39554 .....
196F	4007	Feed Wheel Driving Lever Pitman Cap Screw, for 39554 .....
196F	4007	Needle Bar Frame Connection Stud Set Screw .....
200F	4022	Tension (side of arm) Releaser Set Screw, for 23519 .....
201F	4052	Tension (top cover) Releaser Set Screw, for 39632 .....
203C	4003	Barring Ratchet Retaining Pawl Adjusting Screw, for 23546 .....
203C	4003	Feed Wheel Tripping Lever Point Screw .....
207C	4012	Feed Hand Ratchet Lever Pawl Point Screw, for 39522 .....
208D	4083	Knife Grinder Knife Stop Screw, for 39898 .....
208E	4083	Thread Unwinder Thread Guard Set Screw, for 41631 .....
211F	4024	Bed Frame Hinge Connection Cap Screw, for 19398 .....
214D	4013	Feed Hand Ratchet Lever Pawl Spring Screw, for 23413 and 39567
217F	4025	Face Plate Screw .....
217F	4025	Tension (top cover) Thread Eyelet Screw .....
219F	4008	Clamp Check Adjusting Plate Screw, for 39551 .....

## Numerical List of Parts

No.	Plate	Name
219F	4008	Knife Grinder Knife Holder Slide Bracket Adjusting Screw Tension Spring Screw, for 39898 .....
220D	4012	Feed Wheel Tripping Point Screw, for 23698 .....
223D	4008	Clamp Carrier Slide Lever Regulator Cap Screw .....
229D	4014	Knife Bar Driving Lever (intermediate) Roller Cap Screw, for 1959 ..
229D	4014	Needle Bar Frame Bell Crank Roller Cap Screw, for 1956 .....
229D	4014	Oscillating Shaft Crank Slide Block Cap Screw, for 15171 and 24050 ..
233D	4007	Clamp Carrier Regulator Stud Stop Screw, for 39543 .....
233D	4007	Feed Wheel Retaining Clutch Spring Screw .....
240D	4003	Barring Ratchet Retaining Pawl Spring Screw .....
240D	4003	Knife Bar Disengaging Lever Stop Screw .....
356C	4080	Rock Shaft Knee Arm Hub Set Screw, for 2766 .....
356C	4080	Rock Shaft Knee Plate Screw, for 2767 .....
356C	4080	Rock Shaft Starting Hook Bracket Set Screw, for 6337 .....
356C	4080	Rock Shaft Stop Dog Set Screw, for 2770 .....
375C	4025	Feed Connecting Rod (lower) Hinge Screw .....
389F	4025	Bobbin Winder Base Plate Screw, for 27924 .....
389F	4025	Bobbin Winder Base Screw, for 27924
402D	4007	Clamp Arm Screw, for 39551 .....
402D	4007	" Plate Support Screw .....
404D	4007	" Carrier Block Plate Screw, for 40006 .....
404D	4007	Clamp Carrier Plate Screw (front) ..
404D	4007	Feed Wheel Driving Lever Plate Screw .....
413F	4022	Tension (side of arm) Screw Stud ..
418D	4024	Bobbin Winder Tension Screw Stud, for 5989 .....
435C	4096	Arm Shaft Flanged Bushing (back) Set Screw .....
435C	4096	Thread Take-up Lever Link Hinge Pin Set Screw .....

## Numerical List of Parts

No.	Plate	Name
446c	4025	Thread Take-up Spring Regulator Set Screw .....
448c	4015	Feed Eccentric Set Screw, for 23412
448c	4015	" Rock Shaft Hinge Pin Set Screw
448c	4015	Knife Bar Disengaging Lever Catch Tripping Point Collar Set Screw, for 23467 .....
448c	4015	Oscillating Rock Shaft Hinge Pin Set Screw .....
448c	4015	Table Belt Guide Pulley Shaft Set Screw, for 14229 and 23537 .....
452c	4025	Bobbin Winder Thread Eyelet Rod Set Screw, for 27920 .....
453c	4013	Feed Hand Ratchet Lever Collar Set Screw, for 23414 .....
453c	4013	Needle Bar Frame Driving Bevel Pinion Set Screw, for 23486 .....
453c	4013	Thread Unwinder Thread Guard Rod Set Screw, for 27940 .....
456c	4096	Thread Unwinder Thread Guard Rod Coupling Set Screw, for 41639 ..
457c	4012	Feed Wheel Shaft Oil Hole Plug Screw .....
457c	4012	Stop Cam Spring Stop Screw Set Screw .....
460c	4013	Belt Cover Hinge Block Pin Set Screw, for 23375 .....
460c	4013	Feed Hand Ratchet Wheel Set Screw, for 23416 .....
460c	4013	Tension (side of arm) Thread Guard Set Screw .....
460c	4013	Thread Guiding Stud Set Screw ....
462c	4017	Shuttle Driver Set Screw, for 23505
462c	4017	Thread Retainer Stud Set Screw, for 39712 .....
564c	4020	Starting Lever Screw Center .....
591F	4017	Shuttle Tension Regulating Screw, for 23502 .....
592E	4017	Shuttle Bobbin Case Latch Stop Screw, for 23502 .....
602D	4045	Feed Wheel Driving Lever Block Lock Spring Screw, for 39597 ....
625F	4009	Clamp Arm Adjusting Screw, for 39551 .....
648D	4018	Shuttle Race Back Spring Screw, for 39970 .....
662D	4018	Shuttle Race Cap Screw, for 39904 ..
673F	4016	Needle Bar Frame Screw Center ....
703D	4025	Arm Side Cover Thumb Screw .....

## Numerical List of Parts

No.	Plate	Name
717C	4020	Starting Lever Adjusting Screw ....
721D	4045	Feed Wheel Retaining Clutch Spring Stop Screw .....
748E	4025	Arm Screw (back) .....
756D	4004	Clamp Carrier Guide (left) Screw (long), for 39614 .....
769C	4045	Feed Wheel Driving Lever Block Adjusting Screw, for 39594 .....
771D	4083	Knife Grinder Knife Holder Thumb Screw, for 39898 .....
793D	4083	Knife Grinder Knife Holding Spring Thumb Screw, for 39898 .....
794E	4016	Needle Bar Connecting Link Adjusting Screw, for 23476 .....
805c	4002	Barring Lever Catch Spring Screw ..
805c	4002	Knife Bar Driving Lever Spring Screw .....
808F	4025	Arm Top Cover Screw .....
856c	4003	Barring Tripping Lever Hinge Screw
858c	4002	" Cam Set Screw, for 23562 ....
858c	4002	Needle Bar Crank Set Screw, for 23477 .....
858c	4002	Table Belt Guide Pulley Shaft Oil Hole Plug Screw, for 39708 .....
868E	4025	Arm Screw (front) .....
873D	4013	Oscillating Rock Shaft Hinge Pin Oil Hole Stop Screw .....
896E	4025	Crank Connecting Rod Cap Screw, for 24028 .....
898c	4045	Feed Wheel Driving Lever Block Adjusting Screw Clamping Screw, for 39594 .....
898c	4045	Feed Wheel Retaining Clutch Cap Screw .....
904F	4004	Needle Set Screw, for 39600 .....
908c	4025	Crank Connecting Rod Hinge Screw
913c	4021	Stop Cam Interlocking Rod Spring Regulating Thumb Screw .....
914F	4008	Clamp Carrier Slide Guide (left) Screw .....
914F	4008	Clamp Carrier Slide Guide (right) Screw .....
966E	4025	Feed Connecting Rod (upper) Cap Screw, for 23408 .....
997E	4021	Stop Cam Spring Cover Screw .....
999F	4003	Barring Ratchet Retaining Pawl Hinge Screw .....
999F	4003	Tension (top cover) Releaser Holder Hinge Screw .....

## Numerical List of Parts

No.	Plate	Name
1021E	4016	Needle Bar Connection Link Cap Screw .....
1035c	4017	Oscillating Shaft Crank Slide Block Screw Stud, for 15171 and 24050
1036c	4023	Thread Take-up Crank Position Screw, for 23477 .....
1038c	4004	Needle Bar Frame Regulator Adjusting Screw .....
1042F	4016	Needle Bar Frame Pitman Hinge Screw .....
1049c	4013	Feed Hand Ratchet Lever Pawl Point Position Screw, for 39522 .....
1049c	4013	Feed Hand Ratchet Lever Pawl Stop Screw, for 23413 .....
1064D	4025	Clamp Check Lifting Chain Guide Pulley Screw, for 39809 .....
1064D	4025	Treadle Chain Guide Pulley Screw, for 39572 .....
1064D	4025	Rock Shaft Starting Hook Chain Guide Pulley Screw, for 39572 ...
1065c	4025	Needle Bar Crank Position Screw, for 23477 .....
1069D	4025	Arm Shaft Screw .....
1070c	4020	Stop Cam Interlocking Rod Guide Set Screw, for 23514 .....
1149c	4096	Thread Unwinder Spool Rest Set Screw, for 41531 .....
1222c	4014	Knife Bar Driving Lever (intermediate) Hinge Screw .....
1226c	4002	Barring Lever Catch Position Stud, for 23564 .....
1226F	4002	Needle Bar Frame Connection Spring Screw Stud, for 39926 .....
1227c	4002	Barring Lever Hinge Screw .....
1228c	4003	" Indicator Stud .....
1230E	4007	Clamp Carrier Guide (right) Screw
1231F	4007	" " Plate Screw (back) ..
1232c	4007	" " Regulator Hinge Screw
1234c	4008	" " Slide Regulating Stud
1235F	4009	Bed Oil Guard Screw .....
1235F	4009	Clamp Lifting Arm Screw .....
1235F	4009	" Plate Screw, for 39551 .....
1236c	4012	Feed Wheel Driving Lever Regulating Stud .....
1237c	4012	Feed Wheel Friction Ring Screw ....
1239F	4015	Knife Bar Connecting Link Hinge Cap Screw .....
1240c	4015	Knife Bar Connecting Link Hinge Screw .....

## Numerical List of Parts

No.	Plate	Name
1241E	4015	Knife Bar Disengaging Lever Catch Spring Screw Stud .....
1242E	4015	Knife Bar Disengaging Lever Spring Screw .....
1243c	4014	Knife Holder Guide Stud .....
1244c	4016	Needle Bar Frame Cam and Bevel Gear Screw .....
1245c	4004	Needle Bar Frame Regulator Hinge Screw, for 39900 .....
1248c	4003	Barring Ratchet Pawl Hinge Screw
1253c	4023	Oscillating Shaft Crank Set Screw, for 39692 .....
1256D	4008	Clamp Carrier Slide Screw .....
1257c	4012	Feed Wheel Tripping Lever Hinge Screw .....
1258c	4023	Thread Take-up Crank Set Screw, for 23477 .....
1275c	4003	Feed Disengaging Lever Hinge Screw
1276c	4002	Barring Lever Catch Hinge Screw ..
1286c	4003	" Ratchet Wheel Spring Screw
1290c	4014	Knife Bar Driving Lever Hinge Screw
1294c	4009	Clamp Spring Bushing Position Stud, for 39551 .....
1297F	4045	Clamp Check Holder Screw, for 39551
1319F	4015	Knife Bar Connecting Stud Clamping Screw, for 23462 .....
1341c	4004	Needle Bar Connecting Stud Set Screw, for 39601 .....
1347c	4009	Clamp Carrier Regulator Stud (to regulate length of buttonhole) ..
1349c	4004	Stop Cam Spring Stop Screw .....
1387c	4052	Tension (top cover) Releaser Guide Screw Stud .....
1388F	4052	Tension (top cover) Screw Stud ....
1428c	4014	Knife Bar Driving Lever Screw Stud
1508E	4020	Starting Lever Screw Center Nut ..
1517E	4016	Needle Bar Frame Screw Center Nut
1518E	4002	Barring Lever Stop Screw Nut .....
1518E	4002	Feed Connecting Rod (lower) Hinge Screw Nut .....
1518E	4002	Starting Lever Stop Screw Nut ....
1520E	4012	Clamp Carrier Regulator Roller Screw Stud Nut, for 201895 .....
1520E	4012	Clamp Carrier Slide Lever Roller Screw Stud Nut, for 201895 .....
1520E	4012	Feed Wheel Friction Ring Screw Nut
1520E	4012	Knife Bar Driving Lever Screw Stud Nut .....
1520E	4012	Starting Lever Adjusting Screw Nut

## Numerical List of Parts

No.	Plate	Name
1521E	4003	Feed Disengaging Lever Hinge Screw Nut .....
1521E	4003	Tension (top cover) Releaser Guide Screw Stud Nut .....
1547D	4009	Clamp Arm Adjusting Screw Nut, for 39551 .....
1547C	4009	Knife Holder Screw Nut .....
1547D	4009	Needle Bar Frame Pitman Hinge Screw Nut .....
1550H	4009	Clamp Spring Bushing Position Stud Nut, for 39551 .....
1560C	4022	Tension (side of arm) Regulating Thumb Nut .....
1560C	4022	Tension (top cover) Regulating Thumb Nut .....
1562J	4024	Bobbin Winder Tension Regulating Thumb Nut, for 5989 .....
1589C	4003	Barring Indicator Stud Thumb Nut ..
1589C	4003	Needle Bar Frame Regulator Adjusting Screw Thumb Nut .....
1608C	4014	Knife Holder Guide Stud Nut .....
1619E	4025	Crank Connecting Rod Hinge Screw Nut .....
1636E	4017	Oscillating Shaft Crank Slide Block Screw Stud Nut, for 23496 and 39692 .....
1638E	4021	Stop Cam Interlocking Rod Spring Regulating Thumb Screw Nut ..
1655E	4002	Barring Lever Hinge Screw Nut ..
1655E	4002	Needle Bar Frame Bell Crank Roller and Screw Stud Nut, for 1956 ..
1658C	4008	Clamp Carrier Slide Regulating Stud Thumb Nut .....
1658A	4008	Feed Wheel Driving Lever Regulating Stud Thumb Nut .....
1659C	4009	Clamp Pressure Regulating Thumb Nut, for 39551 .....
1664D	4007	Thread Retainer Holder Nut, for 39714 .....
1671C	4009	Clamp Carrier Regulator Stud Nut ..
1673C	4014	Knife Bar Stop Lock Nut, for 39565
1956	4016	Needle Bar Frame Bell Crank Roller and Screw Stud with 229D, 1655E and 23389, for 23558 and 23632 ..
1959	4014	Knife Bar Driving Lever (Intermediate) Roller and Screw Stud with 229D and 12424, for 23514 .....
1963	4015	Knife Bar Disengaging Lever Catch Roller and Stud, for 23464 .....

## Numerical List of Parts

No.	Plate	Name
1963	4015	Needle Bar Frame Connection Roller and Stud, for 39622 and 39643 ...
2102	4022	Tension (side of arm) Disc .....
2103	4022	" (top cover) Spring .....
2117	4012	Feed Wheel Pin .....
2254	4045	" " Retaining Clutch .....
2256	4045	" " " " Spring ...
2269	4017	Shuttle Driver Pin .....
2269	4017	Tension (side of arm) Releaser Shaft Arm Hub Pin, for 39901 .....
2455	4024	Bobbin Winder Tension Disc, for 5989
2523	4017	Shuttle Bobbin Case Position Finger Rivet, for 23502 .....
2532	4018	Shuttle Race Back Position Pin, for 39970 .....
2533	4018	Shuttle Race Back Spring, for 39970
2766	4080	Rock Shaft Knee Arm Hub with 356c, for 6336 .....
2767	4080	Rock Shaft Knee Plate with 356c, for 6336 .....
2770	4080	Rock Shaft Stop Dog with 356c, for 39812 and 39814 .....
2973	4017	Shuttle Bobbin Case Latch Lever, for 15141 .....
2974	4017	Shuttle Bobbin Case Latch Lever Fulcrum Pin, for 15141 .....
2975	4017	Shuttle Bobbin Case Latch Spring, for 23502 .....
3012	4013	Feed Hand Ratchet Wheel Pin ....
4784	4013	Arm Shaft Oil Pad .....
4784	4013	Oscillating Rock Shaft Oil Pad, for 23493 and 39654 .....
4784	4013	Thread Take-up Lever Oil Pad, for 23478 .....
5989	—	Bobbin Winder Tension complete, Nos. 418D, 1562J, 10141 and two 2455, for 27921 .....
6335	4080	Rock Shaft Knee Arm, for 6336 ....
6336	4080	" " " " 6335 with 2766 and 2767, for 39812 and 39814 ....
6337	4080	Rock Shaft Starting Hook Bracket with two 356c, for 39812 and 39814
7070	4007	Feed Wheel Driving Lever Regulating Stud Sleeve .....
7070	4007	Needle Bar Frame Regulator Adjusting Screw Sleeve .....
7071	4003	Barring Ratchet Wheel Tripping Point Screw Washer .....

No.	Plate	Name
7071	4003	Needle Bar Frame Pitman Adjusting Screw Washer, for 23611 .....
7278	4008	Clamp Carrier Slide Lever Socket Joint .....
7326	4018	Shuttle Race Cap, for 39904 .....
7335	4022	Thread Take-up Spring .....
7539	4080	Rock Shaft Hanger (back) with two wood screws 1 in., No. 10, for 39812 and 39814 .....
7585	4010	Treadle Shaft, for 14211 .....
8238	4052	Tension (side of arm) Spring .....
8582	4013	Arm Dowel Pin .....
8582	4013	Starting Lever Bracket Dowel Pin ..
8905	4002	Barring Lever Catch Spring Screw Washer .....
9525	4083	Knife Grinder Knife Holder Thumb Screw Washer, for 39898 .....
9540	4021	Stop Lever Spring .....
9780	4021	" Cam Spring Cover Position Pin, for 23517 .....
10141	4024	Bobbin Winder Tension Spring, for 5989 .....
10145	4024	Bobbin Winder Tension Thread Guide, for 27921 .....
10249	4083	Knife Grinder Knife Holder Slide Bracket Adjusting Screw Tension Spring, for 39898 .....
10875	4028	Wrench, for 1518 and 1520 .....
11204	4023	Thread Take-up Lever Link Hinge Pin .....
11831	4028	Screw Driver, 5 in. blade (machine, large) .....
12166	4023	Thread Take-up Lever Hinge Pin, for 23525 .....
12193	4000	Arm Side Cover .....
*12204	—	Feed Connecting Rod (upper) Cap, for 23408 .....
12357	4000	Arm Shaft Flanged Bushing (back)
12400	4022	Thread Retainer Sleeve, for 39714 ..
12402	4022	" " Stud, for 39714 .....
12424	4014	Knife Bar Driving Lever (intermediate) Roller Cap Screw Washer, for 1959 .....
12424	4014	Oscillating Shaft Crank Slide Block Cap Screw Washer, for 15171 and 24050 .....
12459	4013	Oscillating Rock Shaft Hinge Pin Oil Hole Stop Screw Washer (leather)
13218	4013	Feed Hand Ratchet Lever Pawl Spring

No.	Plate	Name
14010	4024	Bed Frame Hinge Plate Rivet, for 23529 and 39910 .....
14017	4012	Feed Wheel Friction Ring Screw Washer .....
14174	4020	Starting Lever Spring .....
14209	4030	Treadle, for 14211 .....
14210	4030	" Stand, for 14211 .....
14211	4030	Treadle complete, Nos. 7585, 14209, 14210 and four wood screws 1¼ in., No. 12 .....
14229	4047	Table Belt Guide Bracket with 448c, for 39709 and 39716 .....
15072	4003	Barring Ratchet Pawl Spring Stop Pin .....
15072	4003	Bobbin Winder Bobbin Position Pin, for 27538 .....
15140	4017	Shuttle Bobbin Case Latch, for 15141
15141	—	" " " Hinge, Nos. 2973, 2974 and 15140, for 23502 .....
15170	4023	Oscillating Shaft Crank Slide Block, for 15171 .....
15171	4023	Oscillating Shaft Crank Slide Block complete, Nos. 229d, 1035c, 12424 and 15170, for 39692 .....
16555	4024	Bed Frame Hinge Plate, for 23529 and 39910 .....
19226	4024	Bed Frame Hinge Connection, for 19398 .....
19397	4024	Bed Frame Hinge Connection Cap, for 19398 .....
19398	—	Bed Frame Hinge Connection 19226 with 211f and 19397, for 23529 and 39910 .....
19448	4017	Oscillating Shaft Crank Slide Block (obsolete), for 24050 .....
20093	4080	Rock Shaft Hanger (front) with two wood screws 1 in., No. 10, for 39812 and 39814 .....
21650	4021	Stop Cam Interlocking Rod Guide Washer (rawhide) .....
21651	4021	Stop Cam Interlocking Rod Spring ..
21654	4028	Wrench, for 1508 and 1638 .....
*23351	—	Arm with 24081 .....
23352	4030	" Shaft .....
23361	4003	Barring Ratchet Pawl .....
23362	4003	" " " Spring .....
23364	4003	" " Retaining Pawl Spring
23367	4003	" " Wheel Tripping Point



## Numerical List of Parts

No.	Plate	Name
23369	4001	Barring Stop Arm .....
23370	4003	" Tripping Lever .....
Nos. 23373 to 23376 (obsolete).		
23373	4030	Belt Cover .....
23374	4000	" " Bracket .....
23375	4000	" " Hinge Block with 460c ..
23376	4000	" " " " Pin .....
23379	4007	Clamp Arm Hinge Block, for 39551
23380	4007	" " " " Pin, for 39551 .....
23384	4007	Clamp Carrier Connecting Rod ....
23385	4007	" " Guide (right) .....
23386	4006	" " Plate .....
23389	4016	Needle Bar Frame Bell Crank Roller Cap Screw Washer, for 1956 .....
23390	4014	Knife Screw Washer .....
23392	4008	Clamp Carrier Slide Guide (left) ...
23393	4008	" " " " (right) ..
23394	4005	" " " Lever with 201895
23395	4005	" " " Regulator
23396	4008	" " " " Cap
23397	4008	" " " Regulating Stud Bushing .....
23406	4000	Face Plate .....
23407	4001	Feed Connecting Rod (lower) .....
23408	4001	" " " (upper) with 12204 and two 966E .....
23409	4001	Feed Disengaging Lever .....
23412	4013	" Eccentric with 448c .....
23413	4000	" Hand Ratchet Lever with 214D and 1049c .....
23414	4013	Feed Hand Ratchet Lever Collar with two 453c .....
23416	4013	Feed Hand Ratchet Wheel with 460c
23417	4005	Oscillating Shaft (obsolete) .....
23418	4000	Feed Rock Shaft, for 23419 .....
23419	—	Feed Rock Shaft complete, Nos. 23418 and 23420 .....
23420	4000	Feed Rock Shaft Hinge Pin with 23421, for 23419 .....
23421	4013	Feed Rock Shaft Hinge Pin Plug (leather), for 23420 .....
23421	4013	Oscillating Rock Shaft Hinge Pin Oil Hole Plug (leather), for 23494 ....
23422	4013	Feed Rock Shaft Spring .....
23427	4010	" Wheel Driving Lever Plate ....
*23429	—	" " " " Pitman Cap, for 39554 .....

## Numerical List of Parts

No.	Plate	Name
23431	4010	Feed Wheel Shaft .....
23432	4012	" " Tripping Point, for 23698
23433	4010	" " " Lever .....
23435	4013	" " " " Spring .....
23436	4026	Guide (back), for cuffs .....
23437	4026	" (left), for cuffs .....
23438	4026	" (right), for cuffs .....
23439	4026	" (left), for collars .....
23440	4026	" (right), for collars .....
23441	4026	" (corner), for collars .....
23447	—	Knife, $\frac{1}{2}$ inch .....
23448	—	" $\frac{3}{8}$ inch .....
23449	—	" $\frac{5}{8}$ inch .....
23450	—	" $\frac{1}{2}$ inch .....
23451	4014	" $\frac{3}{4}$ inch .....
23452	—	" $\frac{1}{2}$ inch .....
23453	—	" $\frac{7}{8}$ inch .....
23454	—	" $\frac{1}{2}$ inch .....
23455	—	" 1 inch .....
23456	—	" $1\frac{1}{8}$ inch .....
23457	—	" $1\frac{1}{4}$ inch .....
23458	—	" $1\frac{3}{8}$ inch .....
23459	—	" $1\frac{1}{2}$ inch .....
23460	4010	" Bar .....
23461	4015	" " Connecting Link .....
23462	4015	" " " Stud with 1319F
23463	4015	" " Disengaging Lever .....
23464	4015	" " " Catch with 1963 .....
23465	4015	Knife Bar Disengaging Lever Catch Bracket .....
23466	4015	Knife Bar Disengaging Lever Catch Tripping Point .....
23467	4015	Knife Bar Disengaging Lever Catch Tripping Point Collar with two 448c .....
23468	4015	Knife Bar Disengaging Lever Catch Spring .....
23469	4010	Knife Bar Driving Lever .....
23470	4010	" " " " (intermedi- ate) .....
23471	4014	Knife Bar Driving Lever (Intermedi- ate) Connecting Link .....
23473	4014	Knife Holder .....
23476	4016	Needle Bar Connecting Link with 794E .....
23477	4010	Needle Bar Crank with 858c, 1036c, 1065c and 1258c .....

No.	Plate	Name
23478	4006	Needle Bar Frame with 4784 .....
23481	4001	" " " Cam and Bevel Gear
23483	4004	" " " Connection Spring
23484	4004	" " " " " "
		Hook .....
23485	4004	Needle Bar Frame Connection Stud
23486	4016	" " " Driving Bevel Pin- ion with two 453c .....
23491	4004	Needle Bar Frame Regulator, for 39900 .....
23493	—	Oscillating Rock Shaft complete, Nos. 4784, 23494 and 24043 (obsolete)
23494	4006	Oscillating Rock Shaft Hinge Pin with 23421, for 23493 and 39654
23495	—	Oscillating Shaft Crank (obsolete), for 23496 .....
23496	4017	Oscillating Shaft Crank complete, Nos. 231c, 1636E, 23495 and 24050 (obsolete) .....
23497	4019	Pulley (loose) .....
23499	4019	" (tight) Counterbalance, for 23517
23500	4017	Shuttle Bobbin, for 23504 .....
23501	4017	" " Case Position Finger, for 23502 .....
23502	4017	Shuttle Bobbin Case complete, Nos. 591F, 592E, 2523, 2975, 15141, 23501 and 23680, for 23504 .....
23503	4017	Shuttle Body, for 23504 .....
23504	4017	" 1 $\frac{1}{4}$ in. diam., Nos. 23500, 23502 and 23503 .....
23505	4017	Shuttle Driver with 462c .....
*23506	—	" Race Body, for 39904 .....
23509	4019	Starting Lever .....
23510	4019	" " Bracket .....
23511	4019	" " Rod .....
23514	4020	Stop Cam Interlocking Rod Guide, with 1070c and 1959 .....
23515	4021	Stop Cam Spring (long) .....
23516	4021	" " " (short) .....
23517	4019	" " " Cover with 23499, two each 9780 and 28034 .....
23518	4010	Stop Lever .....
23519	4022	Tension (side of arm) Releaser with 200r, for 39901 .....
23520	4022	Tension (side of arm) Releaser Shaft for 39901 .....
23523	4023	Thread Take-up Crank .....
23524	4023	" " Lever, for 23525 ...

No.	Plate	Name
23525	—	Thread Take-up Lever complete, Nos. 12166, 23524 and 23543 .....
23526	4022	Thread Take-up Lever Spring Regu- lator .....
23527	4030	Drip Pan with two wood screws $\frac{1}{2}$ in., No. 5, R.H.B. ....
23528	4005	Bed Frame Clamp Lifting Arm Stop
23529	4031	" " with two each 16555, 19398, four each 158E, 24106, six 14010 and four wood screws 1 $\frac{1}{4}$ in., No. 12 (ob- solete) .....
23535	4028	Wrench, for 1671, for regulating length of buttonhole .....
		Nos. 23536 to 23539, for 23540.
23536	4031	Table Belt Guide with two 168E; also for 39709 and 39716 .....
23537	4031	Table Belt Guide Bracket with 448c (obsolete) .....
23538	4031	Table Belt Guide Pulley; also for 39709 and 39716 .....
23539	4031	Table Belt Guide Pulley Shaft with 436c (obsolete) .....
23540	4031	Table Belt Guide (double) complete, Nos. 23537, 23539, two each 23536, 23538 and four wood screws 1 $\frac{1}{4}$ in., No. 12, R.H.B. (obsolete) .....
23543	4023	Thread Take-up Lever Link, for 23525
23544	4003	Barring Ratchet Retaining Pawl, (hinge screw end), for 23546 ...
23545	4003	Barring Ratchet Retaining Pawl (wheel end), for 23546 .....
23546	—	Barring Ratchet Retaining Pawl (ad- justable) complete, Nos. 203c, 23544 and 23545 .....
23548	4014	Knife Bar Stop Plug (fibre), for 39565
23549	4027	Guide, for shirt bosoms .....
23550	4027	" " " bands .....
23551	4024	Treadle Chain Screw Eye .....
		Nos. 23552 to 23554, for 23555.
23552	4010	Feed Wheel Friction Ring Section (long) .....
23553	4010	Feed Wheel Friction Ring Section (short) .....
23554	4012	Feed Wheel Friction Ring Spring ..
23555	—	Feed Wheel Friction Ring complete, Nos. 23552 to 23554 .....



## Numerical List of Parts

No.	Plate	Name
23556	4007	Starting Lever Belt Shifter .....
23557	4001	Feed Disengaging Lever Spring .....
23558	4001	Needle Bar Frame Bell Crank with 1956 .....
23562	4002	Barring Cam with two 858c .....
23563	4002	" Lever .....
23564	4002	" " Catch with 1226c .....
23565	4002	" " Spring .....
23566	4002	" " Spring .....
23573	4005	Clamp Plate Support .....
23574	4009	" Post, for 39551 .....
23587	4012	Feed Wheel Tripping Lever Point ..
23606	4015	Knife Bar Disengaging Lever Spring
23609	—	Needle Bar Frame Pitman (regulator end), for 23611 .....
23610	—	Needle Bar Frame Pitman (hinge screw end), for 23611 .....
23611	4016	Needle Bar Frame Pitman (adjust- able) complete, Nos. 23609, 23610, two each 190c and 7071 .....
23630	4003	Barring Indicator (obsolete) .....
23632	4035	Needle Bar Frame Bell Crank with 1956, for Machine No. 71-4 .....
23641	4020	Tension (side of arm) Releaser Shaft Arm .....
23664	4003	Barring Ratchet Wheel .....
23665	4003	" " " Spring .....
23666	4003	" " " Washer
23667	4016	Needle Bar Frame Bell Crank Stud ..
23669	4022	Tension (side of arm) Thread Guard
23679	4032	Drip Pan, $\frac{3}{4}$ in. deep .....
23680	4017	Shuttle Tension Spring, for 23502 ..
23681	4014	Knife Bar Driving Lever Spring .....
23682	4014	" " Spring .....
Nos. 23693 to 23695, for 39551.		
23693	4009	Clamp Spring Bushing .....
23694	4022	Tension (side of arm) Releaser Shaft Arm Connection .....
23695	4022	Tension (side of arm) Releaser Shaft Arm Connection Bracket .....
23698	4035	Feed Wheel with 23432 and two 220D, for wide bight and wide cutting space, for overall work, etc. ....
24028	4000	Crank Connecting Rod with 24085 and two 896E .....
24043	4006	Oscillating Rock Shaft (obsolete), for 23493 .....

## Numerical List of Parts

No.	Plate	Name
24046	4013	Oscillating Shaft Bushing (back) (ob- solete) .....
24047	4013	Oscillating Shaft Bushing (front) ...
24050	4017	Oscillating Shaft Crank Slide Block complete, Nos. 229D, 1035c, 12424 and 19448 (obsolete), for 23496 ..
*24081	—	Arm Shaft Bushing (front), for 23351
*24085	—	Crank Connecting Rod Cap, for 24028
24106	4024	Bed Frame Cushion (felt), for 23529 and 39910 .....
26026	4028	Screw Driver (machine, small), Nos. 120088 and 120090 .....
26485	4028	Screw Driver (shuttle tension), Nos. 120092 and 120094 .....
27302	4029	Bobbin Winder Frame, for 27923 ..
27538	4029	" " Spindle with 15072, for 27923 .....
27623	2837	Thread Unwinder Spool Pin, for 41531
27739	2837	" " Thread Cone (wood), for 41533 .....
27914	4029	Bobbin Winder Base with 27916 and two 28084, for 27923 .....
27915	4029	Bobbin Winder Base Plate, for 27924
27916	4024	" " Brake (leather), for 27914 .....
Nos. 27917 to 27919, for 27923.		
27917	4024	Bobbin Winder Frame Spring .....
27918	4029	" " Pulley .....
27919	4029	" " Stop Latch .....
27920	4029	" " Tension Bracket with 452c, for 27921 .....
27921	4029	Bobbin Winder Tension Bracket com- plete, Nos. 5989, 10145, 27920 and 27922 for 27924 .....
27922	4029	Bobbin Winder Thread Eyelet Rod, for 27921 .....
27923	4029	Bobbin Winder, Nos. 32D, 35D, 27302 27538, 27914 and 27917 to 27919, for 27924 .....
27924	—	Bobbin Winder (swinging automatic, right hand) complete, Nos. 135D, 27915, 27921, 27923 and four 389F
27940	2837	Thread Unwinder Spool Stand with 453c for 41533 .....
28034	4020	Pulley (tight) Counterbalance Rivet, for 23517 .....
28084	4024	Bobbin Winder Brake Rivet for 27914
32012	4052	Tension (top cover) Disc .....

## Numerical List of Parts

No.	Plate	Name
32572	4052	Tension (top cover) Releasing Disc
36565	4079	Oiler (copper plated) with 36566
36566	4079	" Spout, 9 in. long, with 120117 for 36565
39504	4096	Feed Wheel Driving Lever Block Adjusting Screw Clamping Screw Washer, for 39594
39504	4096	Feed Wheel Retaining Clutch Cap Screw Washer
39514	4020	Clamp Spring for 39551
39518	4007	Needle Plate, for collar and cuff work
39522	4000	Feed Hand Ratchet Lever Pawl complete, Nos. 207c, 39523, 39567 and two 1049c
39523	4012	Feed Hand Ratchet Lever Pawl Point, for 39522
39531	4095	Clamp Carrier (obsolete)
39532	4009	" " Regulator Stud Sleeve
39534	4023	Knife Holder (obsolete), for Machine No. 71-4
*39535	—	Bed
39538	4032	" Oil Guard
		Nos. 39539 to 39541, for 39551.
39539	4039	Clamp Arm
39540	4039	" " Bracket with 196r
39541	4040	" " " Screw Washer
39541	4040	Tension (side of arm) Releaser Shaft Arm Connection Screw Washer
39542	4039	Clamp Carrier
39543	4039	" " Regulator with 233d and 201895
39544	4042	Clamp Carrier Regulator Slide
		Nos. 39546 to 39548, for 39551.
39546	4040	Clamp Check, for 1½ in. buttonhole
39547	4040	" " Adjusting Plate
39548	4040	" " Holder
39550	4042	" Plate, for 39551
39551	—	Clamp complete, Nos. 1294c, 1550h, 1659c, 23379, 23380, 23574, 23693 to 23695, 39514, 39539, 39540, 39546 to 39548, 39550, 39717, two each 109d, 625f, 1297f, 1547d, three each 219f, 402d, 1235f, four each 191c and 39541
39553	4042	Feed Wheel Driving Lever
39554	4042	" " " Pitman with 23429, 50088c and two 196r

## Numerical List of Parts

No.	Plate	Name
39555	—	Knife, 1½ inch
39556	—	" 1½ inch
39557	—	" 1½ inch
39558	—	" 1½ inch
39560	4040	Tension (side of arm) Releaser Shaft Arm Hub, for 39901
39561	4042	Gauge, for ¾ to 1½ in., for setting length of buttonhole
39562	4096	Clamp Check, for 1½ in. buttonhole
39563	4096	" " Adjusting Plate
39564	4096	" " Holder
39565	—	Knife Bar Stop complete, Nos. 1673c, 23548 and 39566
39566	4014	Knife Bar Stop, for 39565
39567	—	Feed Hand Ratchet Lever Pawl Body with 214d, for 39522
39569	—	Treadle Chain, 45 in. long, with 39575 and 39576
39570	4047	Treadle Chain Guide Bracket, for 39572
39570	4047	Clamp Check Lifting Chain Guide Pulley Bracket, for 39809
39570	4047	Rock Shaft Starting Hook Chain Guide Pulley Bracket, for 39572
39571	4047	Rock Shaft Starting Hook Chain Guide Pulley, for 39572
39571	4047	Treadle Chain Guide Pulley, for 39572
39572	4047	Rock Shaft Starting Hook Chain Guide Pulley Bracket complete, Nos. 39570, two each 1064d, 39571 and wood screws 1½ in., No. 12, R.H.B.
39572	4047	Treadle Chain Guide complete, Nos. 39570, two each 1064d, 39571 and wood screws 1½ in., No. 12, R.H.B., for 39817
39575	4024	Rock Shaft Starting Hook Chain Hook (lower), for 39815 and 39816
39575	4024	Treadle Chain Hook (lower), for 39569
39576	4024	Rock Shaft Starting Hook Chain Hook (upper), for 39811 and 39813
39576	4024	Treadle Chain Hook (upper), for 39569
39579	4004	Needle Bar Frame Connection Stud (eccentric), for Machine No. 71-4
39580	4019	Stop Cam Interlocking Rod
39582	4095	Belt Cover Bracket (obsolete)
39590	4004	Feed Rock Shaft Spring Plate

No.	Plate	Name
39591	4004	Clamp Carrier Guide (left), for 39614
39594	4045	Feed Wheel Driving Lever Block Adjusting Screw Bracket with 769c, 898c and 39504 .....
39595	4045	Feed Wheel Retaining Clutch Cap ..
39596	4045	" " " " Stud ..
39597	4045	" " Driving Lever Block with 602d and 39598 .....
39598	4045	Feed Wheel Driving Lever Block Lock Spring, for 39597 .....
39600	4048	Needle Bar with 904F .....
39601	4004	" " Connecting Stud with 1341c .....
39614	4095	Clamp Carrier Slide with 39591 and three 756D .....
Nos. 39616 to 39618, for 39622 and 39643.		
39616	4004	Barring Lever Catch Stud .....
39617	4004	" " " " Rivet (long)
39618	4004	" " " " (short)
39622	4048	Needle Bar Frame Connection with 1963 and 39616 to 39618, for 39926
39628	4096	Stop Cam with 39629 .....
39629	4096	" " Pin, for 39628 .....
39632	4052	Tension (top cover) Releaser Holder with 201F .....
39635	4052	Tension (top cover) Releasing Pin ..
39636	4052	" " " Thread Eyelet (double) .....
39637	4021	Stop Cam Spring Stop Block .....
39638	4021	" " " " Screw Block
39640	4095	Arm Top Cover .....
39641	4052	Tension (top cover) Releaser .....
39642	4052	" " " Releasing Lever ..
39643	4051	Needle Bar Frame Connection with 1963 and 39616 to 39618 .....
39653	4048	Oscillating Rock Shaft, for 39654 ..
39654	—	Oscillating Rock Shaft complete, Nos. 4784, 23494 and 39653 .....
39655	4051	Oscillating Shaft .....
39656	4023	" " Bushing (back) ....
39657	—	" " Crank, for 39692 ...
39692	4023	Oscillating Shaft Crank complete, Nos. 1636E, 15171, 39657 and two 1253c .....
39708	4047	Table Belt Guide Pulley Shaft with 858c, for 39709 and 39716 .....

No.	Plate	Name
39709	4047	Table Belt Guide (single, right) complete, Nos. 14229, 23536, 23538, 39708 and four wood screws 1½ in., No. 12, R.H.B. ....
39711	4007	Thread Guiding Stud (side of arm) ..
39712	4007	" Retainer Holder with 462c, for 39714 .....
39713	4007	Thread Retainer Spring, for 39714 ..
39714	—	Thread Retainer complete, Nos. 1664D, 12400, 12402, 39712 and 39713 ....
39716	4047	Table Belt Guide (single, left) complete, Nos. 14229, 23536, 23538, 39708 and four wood screws 1½ in., No. 12, R.H.B. ....
39717	4039	Clamp Lifting Arm, for 39551 .....
39808	4080	" Check Lifting Chain Guide Pulley, for 39809 .....
39809	—	Clamp Check Lifting Chain Guide Pulley Bracket complete, Nos. 39570, two each 1064D, 39808 and wood screws 1½ in., No. 12, R.H.B., for 39818 .....
39810	4080	Rock Shaft, for 39812 and 39814 ..
39811	4080	" " Starting Hook (right hand) with 39576, for 39812 .....
39812	—	Rock Shaft complete (right hand), Nos. 2770, 6336, 6337, 7539, 20093, 39810 and 39811, for 39818 .....
39813	4080	Rock Shaft Starting Hook (left hand) with 39576, for 39814 .....
39814	—	Rock Shaft complete (left hand), Nos. 2770, 6336, 6337, 7539, 20093, 39810 and 39813, for 39817 .....
39815	4080	Rock Shaft Starting Hook Chain, 14½ in. long (left), with 39575, for 39817
39816	4080	Rock Shaft Starting Hook Chain, 5½ in. long (right), with 39575, for 39818 .....
39817	—	Rock Shaft and Treadle Chain Guide Combination complete, for left hand machines when set in pairs. Nos. 39572, 39814 and 39815 .....
39818	—	Rock Shaft and Treadle Chain Guide Combination complete, for right hand machines when set in pairs. Nos. 39809, 39812 and 39816 .....
39844	4096	Barring Indicator .....
Nos. 39886 to 39897, for 39898.		
39886	—	Knife Grinder Emery Wheel, 4 in. diameter .....

## Numerical List of Parts

No.	Plate	Name
39887	4083	Knife Grinder Emery Wheel Driving Shaft .....
39888	4083	Knife Grinder Emery Wheel Driving Shaft Oil Hole Cover .....
39889	4082	Knife Grinder Frame .....
39890	4086	" " Knife Holder (adjustable) .....
39891	4083	Knife Grinder Knife Holder Indicator
39892	4086	" " " " Slide Bracket with 200386c .....
39893	4086	Knife Grinder Knife Holder Slide Bracket Adjusting Screw Slide Plate
39894	4086	Knife Grinder Knife Holder Slide Bracket Shaft .....
39895	4083	Knife Grinder Knife Holding Spring
39896	4083	" " " " " Bracket .....
39897	4083	Knife Grinder Knife Stop (adjustable)
39898	—	Knife Grinder complete, Nos. 57c, 176d, 208d, 219f, 771d, 793d, 9525, 10249, 39886 to 39897, 200165h, 200283c, 201298c, 201510d, 203094, 204101, 206963, two each 200577h, 204264, 206232, 206969 and three wood screws 1½ in., No. 12 .....
39900	—	Needle Bar Frame Regulator 23491 with 1245c .....
39901	—	Tension (side of arm) Releaser 23519 with 2269, 23520 and 39560 .....
39904	—	Shuttle Race Body 23506 with 7326 and two 662d, for 39970 .....
		Nos. 39910 to 39912, for 39913.
39910	4082	Bed Frame with two each 16555, 19398, four each 158e, 24106, six 14010 and four wood screws 1½ in., No. 12 .....
39911	4084	Splash Guard with 201655 .....
39912	4083	" " Hinge .....
39913	—	Bed Frame and Splash Guard complete, Nos. 39910, 39911, two 39912 and eight 200574e .....
39926	—	Needle Bar Frame Connection 39622 with 78c and 1226e .....
39927	—	Pulley 40024 with 40025 .....
39969	4018	Shuttle Race Back, for 39970 .....
39970	4018	Shuttle Race complete, Nos. 648d, 2533, 39904, 39969 and two 2532 ..

## Numerical List of Parts

No.	Plate	Name
40006	4004	Clamp Carrier Block with 40007 and four 404d .....
40007	4004	Clamp Carrier Block Plate, for 40006
40024	4035	Pulley (tight), for 39927 .....
40025	4004	" " Pin, for 39927 .....
40032	4004	Stop Cam Spring Stop Screw Block (obsolete) .....
41401	4032	Machine Rest Pin (wood), 5½ in. long
41514	2837	Thread Unwinder Spool Weight, 4 in. diam., with 41515, for 41533 .....
41515	4024	Thread Unwinder Spool Weight Center Pin, for 41514 .....
41530	2837	Thread Unwinder Spool Rest, for 41531 .....
41531	—	Thread Unwinder Spool Rest 41530 with 1149c, two each 155c and 27623, for 41533 .....
41533	2837	Thread Unwinder complete, for two large spools or two large cones of thread, Nos. 27940, 41531, 41631, 41640, two each 27739, 41514 and three wood screws 1 in., No. 12 ..
41569	—	Thread Unwinder Thread Guard Eyelet, for 41631 .....
41631	2837	Thread Unwinder Thread Guard with 208e and two 41569, for 41533 ....
		Nos. 41637 to 41639, for 41640.
41637	2837	Thread Unwinder Thread Guard Rod (lower) .....
41638	2837	Thread Unwinder Thread Guard Rod (upper) .....
41639	2837	Thread Unwinder Thread Guard Rod Coupling with two 456c .....
41640	—	Thread Unwinder Thread Guard Rod complete, 30 in. long, Nos. 41637 to 41639, for 41533 .....
50088c	—	Feed Wheel Driving Lever Pitman Ball Joint Screw, for 39554 .....
*120088	—	Screw Driver Blade, for 26026 .....
*120089	—	" " Ferrule, for 120090 .....
*120090	—	" " Handle with 120089, for 26026 .....
*120092	—	Screw Driver Blade, for 26485 .....
*120093	—	" " Ferrule, for 120094 .....
*120094	—	" " Handle with 120093, for 26485 .....
120117	—	Oiler Spout Washer (leather), for 36566 .....

## Numerical List of Parts

No.	Plate	Name
200165H	11658	Knife Grinder Knife Holder Indicator Screw, for 39898 .....
200283c	11658	Knife Grinder Emery Wheel Driving Shaft Oil Hole Cover Screw, for 39898 .....
200386c	11658	Knife Grinder Knife Holder Slide Bracket Set Screw, for 39892 ....
200403c	11658	Knife Grinder Emery Wheel Driving Shaft Pulley Set Screw, for 206963
200574E	11658	Splash Guard Hinge Screw, for 39913
200577H	11658	Knife Grinder Knife Holder Slide Bracket Adjusting Screw Slide Plate Screw, for 39898 .....
201052c	11658	Knife Grinder Knife Holder Slide Bracket Shaft Collar Set Screw, for 206232 .....
201298c	11658	Knife Grinder Knife Holder Slide Bracket Adjusting Screw, for 39898 .....
201426c	4096	Clamp Carrier Regulator Roller Screw Stud, for 201895 .....
201426c	4096	Clamp Carrier Slide Lever Roller Screw Stud, for 201895 .....
201427c	4096	Clamp Carrier Regulator Roller Cap Screw, for 201895 .....
201427c	4096	Clamp Carrier Slide Lever Roller Cap Screw, for 201895 .....
201510D	11658	Knife Grinder Emery Wheel Driving Shaft Nut, for 39898 .....
201655	11658	Splash Guard Locking Screw Wing Nut, for 39911 .....
201894	4096	Clamp Carrier Regulator Roller, for 201895 .....
201894	4096	Clamp Carrier Slide Lever Roller, for 201895 .....
201895	4096	Clamp Carrier Regulator Roller 201894 with 1520E, 201426c and 201427c, for 39543 .....
201895	4096	Clamp Carrier Slide Lever Roller 201894 with 1520E, 201426c and 201427c, for 23394 .....
203094	11658	Knife Grinder Knife Holder Indicator Position Pin, for 39898 .....
204101	11658	Knife Grinder Emery Wheel Driving Shaft Nut Washer, for 39898 .....
204264	11658	Knife Grinder Knife Holding Spring Bracket Position Pin, for 39898 ..

## Numerical List of Parts

No.	Plate	Name
204264	11658	Knife Grinder Knife Holding Spring Position Pin, for 39898 .....
206232	11658	Knife Grinder Knife Holder Slide Bracket Shaft Collar with 201052c, for 39898 .....
206963	11658	Knife Grinder Emery Wheel Driving Shaft Pulley with two 200403c, for 39898 .....
206969	—	Knife Grinder Emery Wheel Washer (paper), for 39898 .....

PLATE 2837—ONE-FOURTH SIZE






PLATE 4000—ONE-HALF SIZE


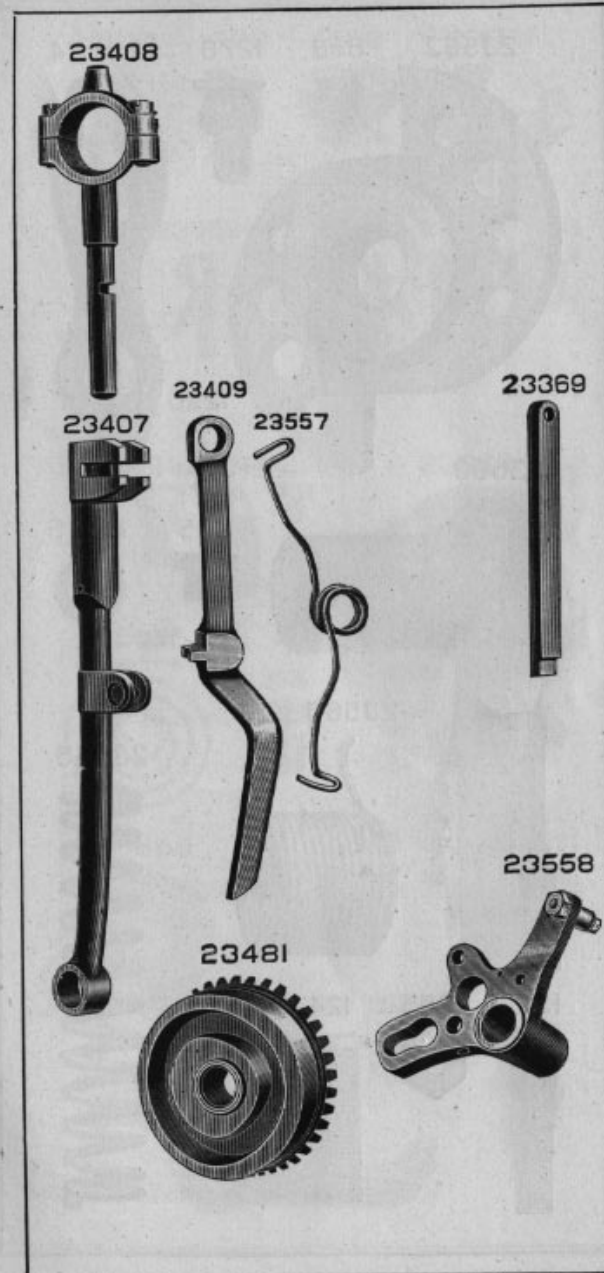


PLATE 4001—ONE-HALF SIZE



From the library of: Diamond Needle Corp

PLATE 4002—FULL SIZE





PLATE 4003—FULL SIZE



From the library of: Diamond Needle Corp



PLATE 4004—FULL SIZE





PLATE 4005—ONE-HALF SIZE



From the library of: Diamond Needle Corp

PLATE 4006—ONE-HALF SIZE





PLATE 4007—FULL SIZE



From the library of: Diamond Needle Corp



PLATE 4008—FULL SIZE




PLATE 4009—FULL SIZE




PLATE 4010—ONE-HALF SIZE





PLATE 4012—FULL SIZE



From the library of: Diamond Needle Corp



PLATE 4013—FULL SIZE





PLATE 4014—FULL SIZE



From the library of: Diamond Needle Corp

PLATE 4015—FULL SIZE




PLATE 4016—FULL SIZE






PLATE 4017—FULL SIZE


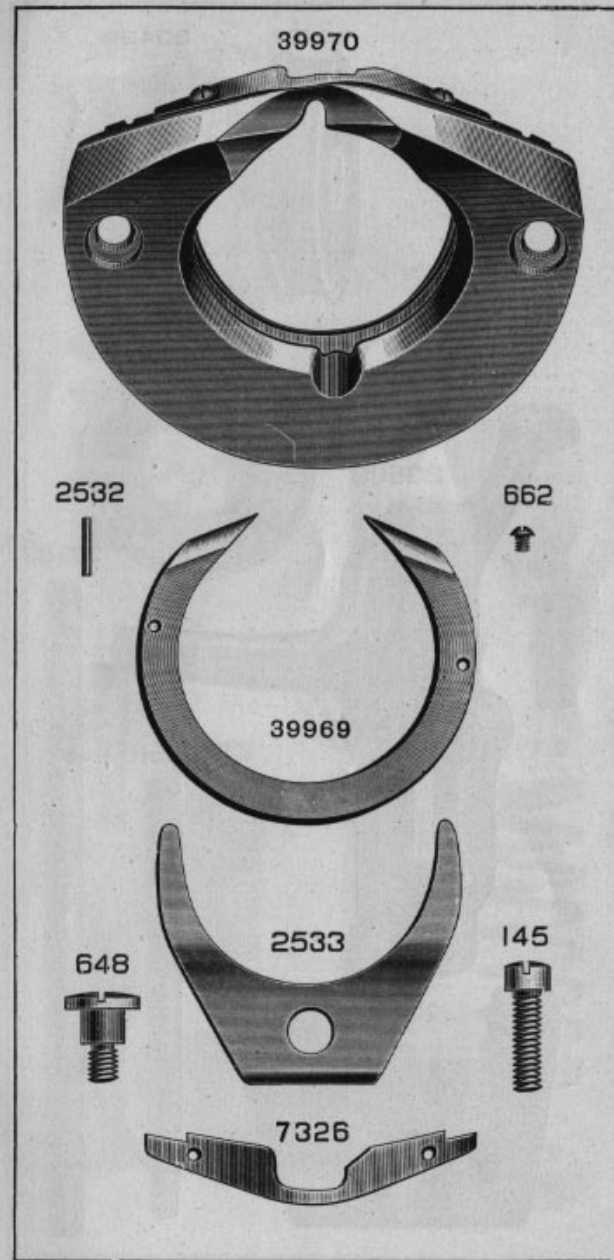


PLATE 4018—FULL SIZE



From the library of: Diamond Needle Corp

PLATE 4019—ONE-HALF SIZE

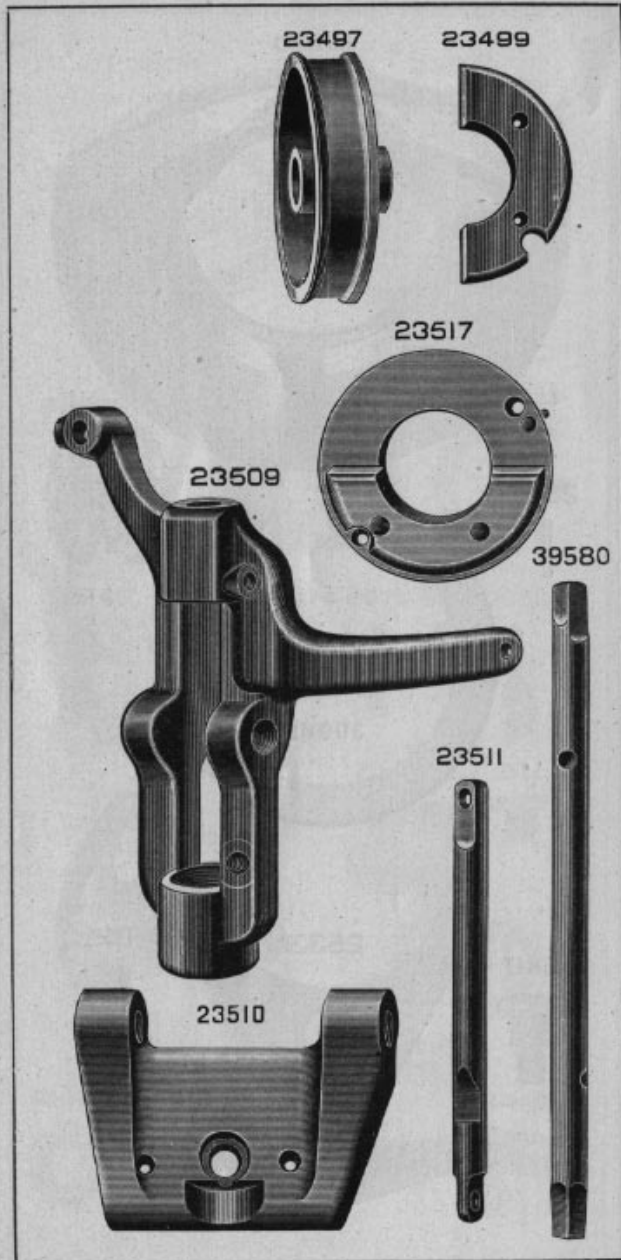


PLATE 4020—FULL SIZE






PLATE 4021—FULL SIZE


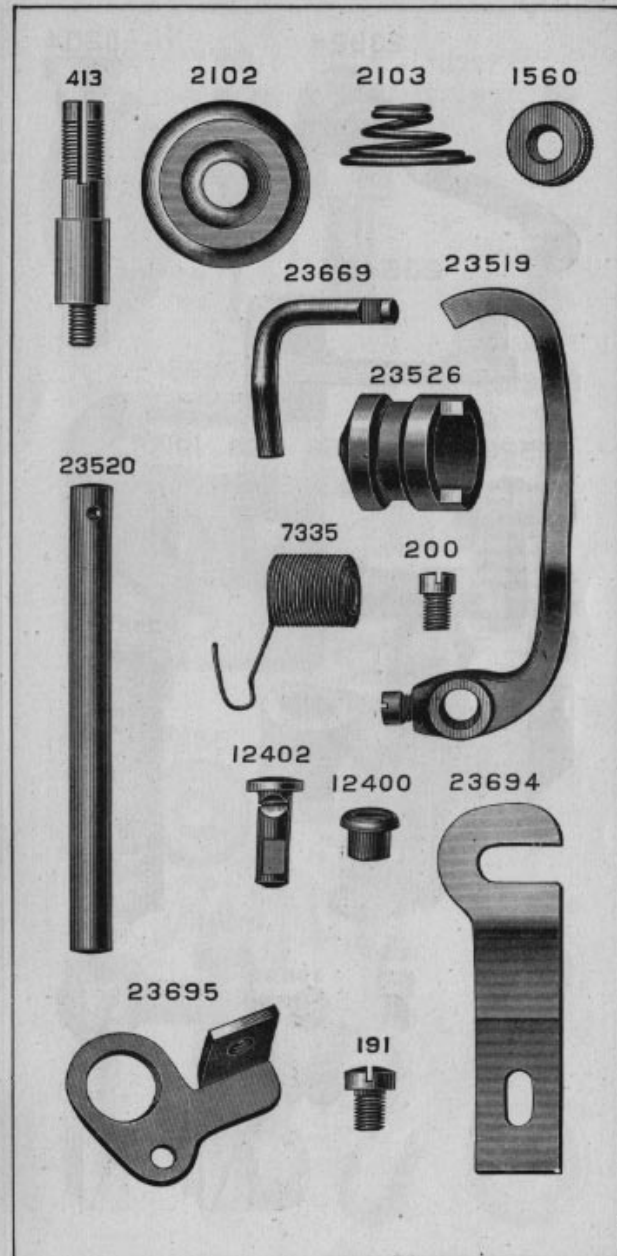


PLATE 4022—FULL SIZE



From the library of: Diamond Needle Corp

PLATE 4023—FULL SIZE





PLATE 4024—FULL SIZE



From the library of: Diamond Needle Corp



PLATE 4025—FULL SIZE




PLATE 4026 —FULL SIZE




PLATE 4027- FULL SIZE

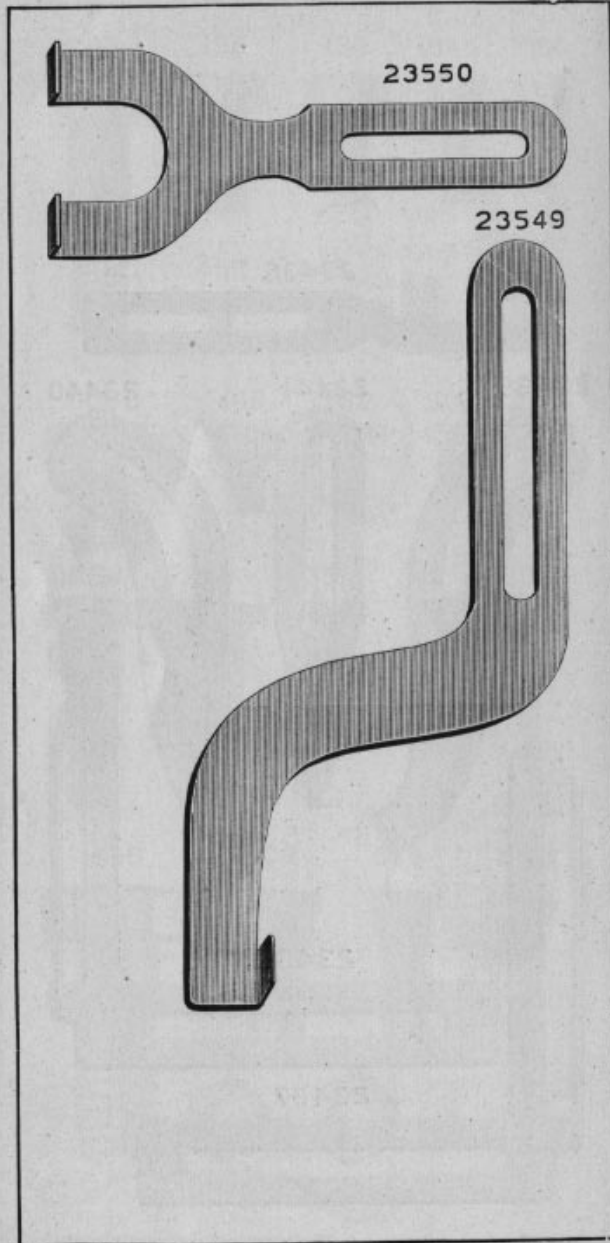


PLATE 4028-ONE-HALF SIZE






PLATE 4029 - ONE-HALF SIZE




PLATE 4030 - ONE-FOURTH SIZE



From the library of: Diamond Needle Corp

PLATE 4031—ONE-FOURTH SIZE





PLATE 4032—ONE-FOURTH SIZE



From the library of: Diamond Needle Corp




PLATE 4035—ONE-HALF SIZE

23632



23698



40024


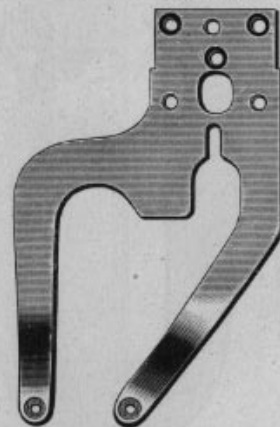



PLATE 4039—ONE-HALF SIZE


39539



39540



39717



39542



39543



PLATE 4040—FULL SIZE

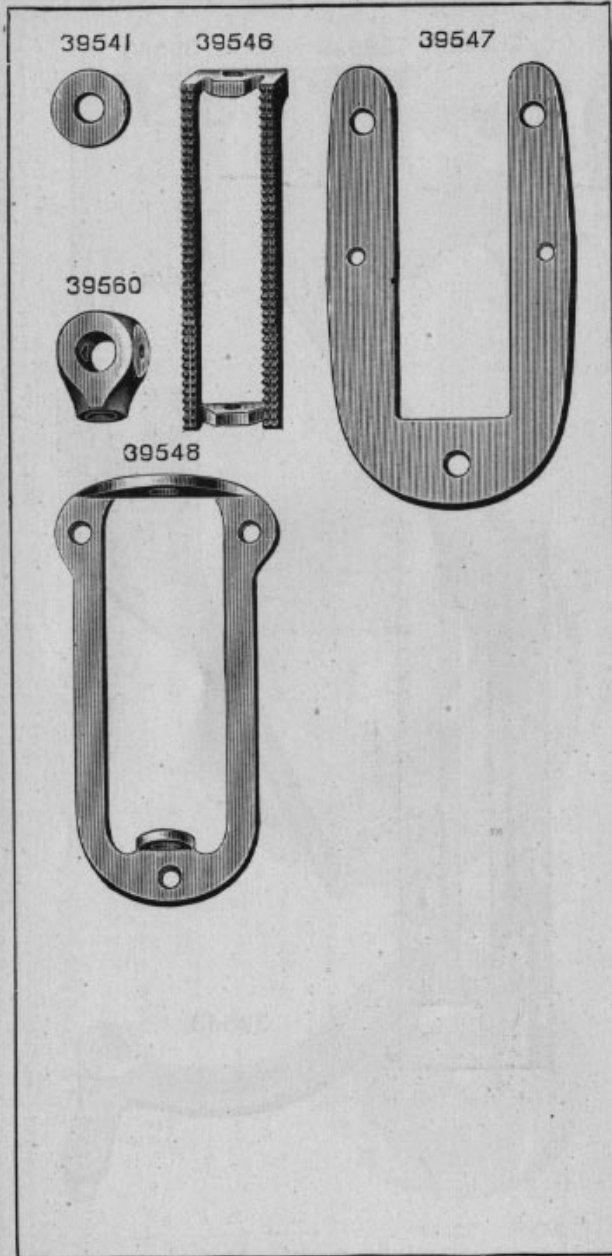
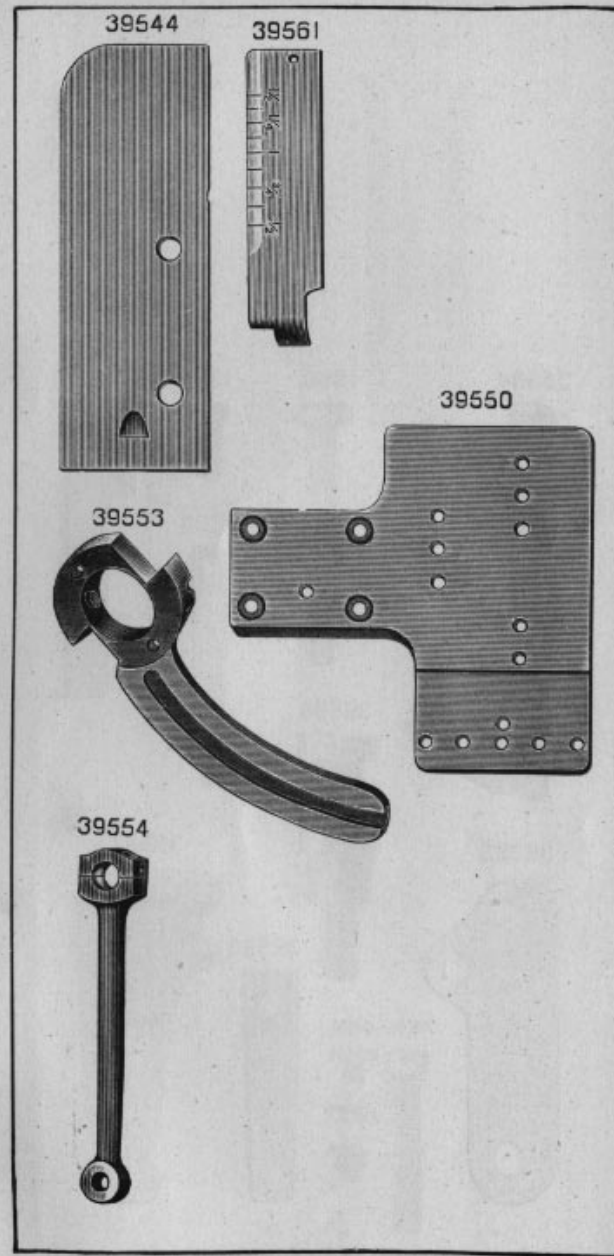


PLATE 4042—ONE-HALF SIZE



From the library of: Diamond Needle Corp



PLATE 4045—FULL SIZE





PLATE 4047—ONE-FOURTH SIZE



From the library of: Diamond Needle Corp

PLATE 4048—ONE-HALF SIZE

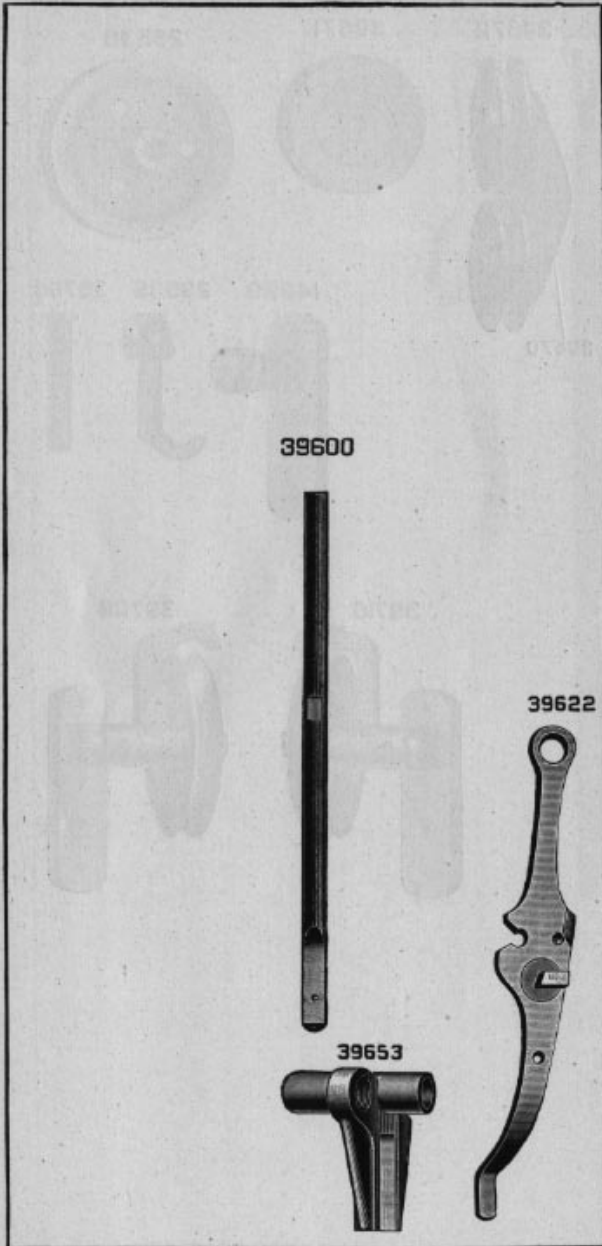


PLATE 4051—ONE-HALF SIZE





PLATE 4052—FULL SIZE






PLATE 4079—ONE-HALF SIZE




From the library of: Diamond Needle Corp

**PLATE 4080—ONE-FOURTH SIZE**




**PLATE 4082—ONE-FOURTH SIZE**




From the library of: Diamond Needle Corp



**PLATE 4083—FULL SIZE**




**PLATE 4084—ONE-FOURTH SIZE**



From the library of: Diamond Needle Corp

PLATE 4086—ONE-HALF SIZE

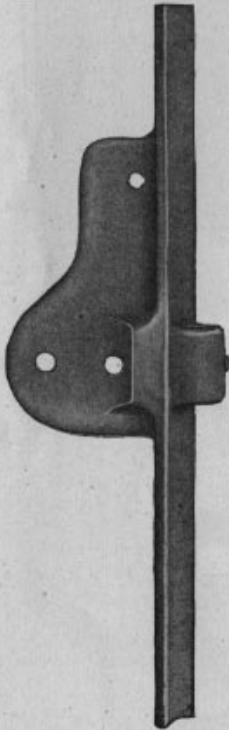
39890



39894



39892

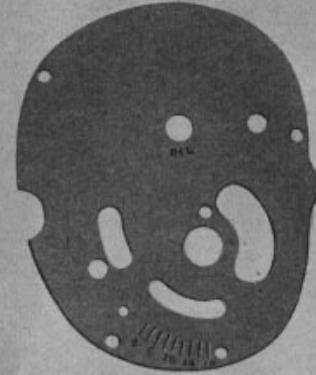


39893



PLATE 4095—ONE-HALF SIZE


39640



39531



39614



39582






PLATE 4096—FULL SIZE


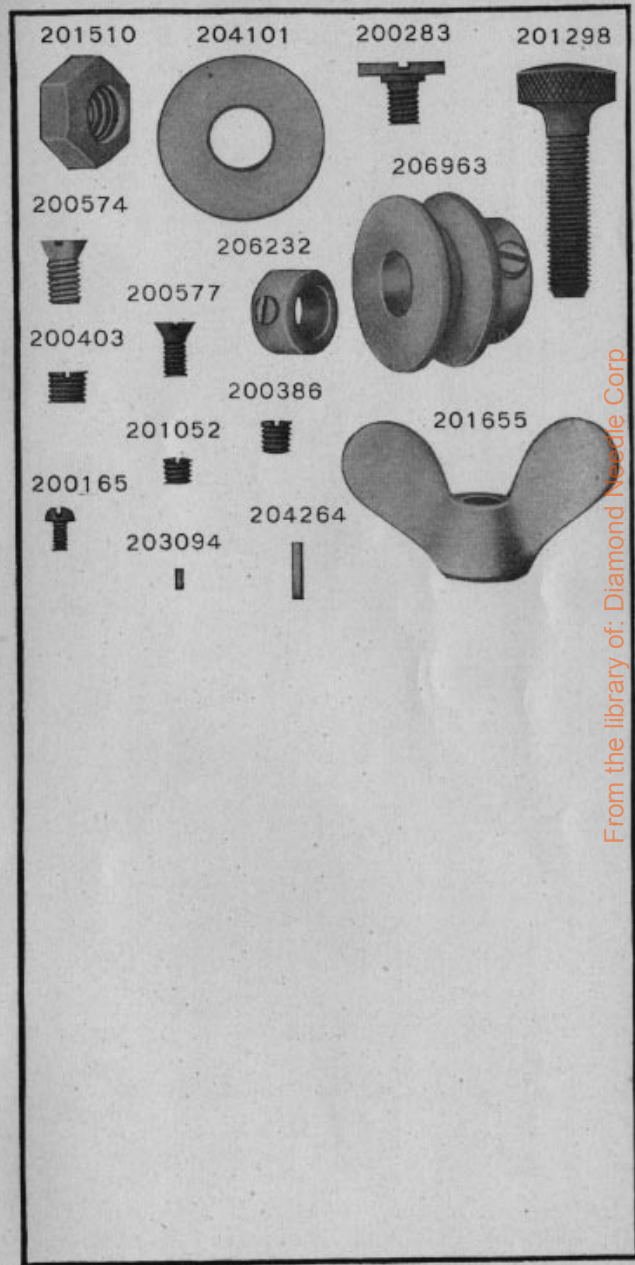


PLATE 11658—FULL SIZE



From the library of: Diamond Needle Corp